



INDEPENDENT AUTHORITY AGAINST CORRUPTION

ANTI-CORRUPTION ANNUAL REPORT MONGOLIA 2021



ULAANBAATAR
2022

© Independent Authority Against Corruption, Mongolia, 2022. All rights reserved.

For any additional inquiries about the report's contents, please contact Mr. Erkhemjargal Odsuren, Foreign affairs officer of the IAAC, at erkhemjargal@iaac.mn or +976-70112463.

CONTENT

I	MANAGEMENT AND ORGANIZATION.....	6
II	CORRUPTION PREVENTION AND PUBLIC AWARENESS ACTIVITIES.....	8
III	RESEARCH AND ANALYSIS ON CORRUPTION.....	15
IV	INSPECTION AND ANALYSIS.....	17
V	CRIMINAL INVESTIGATION.....	25
VI	APPENDIX.....	30



ANTI-CORRUPTION ANNUAL REPORT MONGOLIA 2021

The Independent Authority Against Corruption (IAAC) has implemented the following activities in 2021 to implement the Anti-Corruption Law, the Law on the Regulation of Public and Private Interests and Prevention of Conflict of Interest in Public Service and other relevant laws and regulations, and its Strategic Plan and 2021 goals. Including:

I MANAGEMENT AND ORGANIZATION

The activities included in the National Anti-Corruption Program and its implementation plan were organized and the results were made public. These include coordinating the activities of implementing organizations, providing recommendations, technical and methodological assistance, and monitoring and evaluating.

In 2020, the implementation of **216** measures included in the action plan to implement the National Anti-Corruption Program was **68.7** percent, an increase of **9.9** percent compared to the same period of the previous year.

The UN General Assembly announced **December 9** to be annually observed as International Anti-Corruption Day, and in 2021 the day was celebrated around the world under the theme "Your Right, Your Role: Say No to Corruption". Within the framework of this activity, the IAAC organized the "National Anti-Corruption Forum-2021" event with **4** sub-meetings including "Anti-corruption legal environment and cooperation of law enforcement agencies", "Role and participation of media and civil society organizations in combating corruption", "Issues to focus on strengthening fairness and transparency of civil service", "Private sector and fair competition".

Office of the President of Mongolia, the Secretariat of the Parliament, the Cabinet Secretariat, the judiciary and law enforcement agencies, ministries, agencies, local self-governing and local administrative bodies, and the representatives of international organizations such as the



Picture 1. H.E. G.Zandanshatar, Speaker of the Parliament of Mongolia, is giving opening speech during National Anti-Corruption Forum.



Picture 2. H.E. L.Oyun-Erdene, Prime Minister of Mongolia, is giving speech during National Anti-Corruption Forum.

UNDP, UNODC, the World Bank, Transparency International, and the ambassadors including Ambassador Extraordinary and Plenipotentiary of the United Kingdom of Great Britain and Northern Ireland to Mongolia, Ambassador Extraordinary and Plenipotentiary of France to Mongolia, Ambassador Extraordinary and Pleni-

potentiary of Canada to Mongolia, and private sector, non-governmental organizations, and the media, research, and development organizations, and foreign guests attended the forum.

President H.E Khurelsukh sent an opening remark at the National Anti-Corruption Forum, and Chairman of the Parliament Mr. Zandanshatar, and Prime Minister Mr. Oyun-Erdene participated in the opening ceremony and made a speech regarding the government's anti-corruption policy.

The forum was an important event to acquire information on the will of policymakers and decision-makers, identify issues to be addressed in the future, and discuss the opinions of researchers.

The Government of Mongolia has established a working group to improve the Corruption Perceptions Index and approved an intensified Working Group action plan. Mr. Azjargal, Deputy Director-General of the IAAC, has been appointed as the Deputy Chairman of the Working Group.

Within the framework of the action plan, we support and cooperate with the activities of public and private organizations, such as promoting anti-corruption legislation, increasing the role and participation of the private sector in combating corruption, strengthening cooperation, developing business ethics, and integrating information into the “egazar” software, to digitalize land allocation, and to enter electronic information of government organizations into “UB-engineering” or integrated spatial information system.

By Article 26.1 of the Anti-Corruption Law, information on “Implementation of anti-corruption legislation and general situation of corruption in Mongolia” and information on monitoring and evaluation of the consolidated report of the National Anti-Corruption Program were compiled and submitted to the Parliament, the President, the Prime Minister, and other relevant organizations.

Some officials are working in the Working Group to draft amendments to the Criminal Code, the Criminal Procedure Code, the Law on Infringement, and the Law on Infringement Procedure.



Picture 3. H.E. Z. Dashdavaa, Director General of the IAAC.



Picture 4. Ambassadors and representatives of foreign missions in Mongolia are attending National Anti-Corruption Forum.

According to the audit conducted by the National Audit Office on the Portfolio Minister's 2020 Annual Budget Execution and Consolidated Financial Report, the implementation of the Portfolio Minister's 2020 procurement was **87.0** percent or “Good” and the implementation of the “State Property Possession Agreement” was **96.0** percent or “Completely sufficient”.

In 2021, MNT **1,150.0** million worth of projects and activities were funded by the state budget through open tenders. Operational information was regularly maintained promptly in the public investment electronic system www.publicinvestment.gov.mn, and the 2021 procurement plan was fully implemented. As of December 14, 2021, the implementation rate is **99.2** percent, which is the highest among all Portfolio Ministers.

II CORRUPTION PREVENTION AND PUBLIC AWARENESS ACTIVITIES

2.1. According to Article 18.1.1 of the Anti-Corruption Law, one of the functions of the IAAC on prevention of corruption and public awareness is to “organize public education and prevention of anti-corruption activities nationwide and coordinate its activities; develop a unified program, provide methodological guidance and monitor its implementation”. Within the framework of this function, the staff worked at the Amgalan Maternity Hospital of the Capital City and the National Institute of Forensic Science to conduct a comprehensive assessment of bureaucracy and delays in services, and to analyze anti-corruption measures and transparency.

Following the investigator's statement and letter to eliminate infringements, the staff worked at the following organizations, get acquainted with and analyze the work done to eliminate the causes

and conditions of corruption crimes, eliminate infringements promptly, provide professional and methodological advice, information and cooperate measures such as developing an action plan. These include:

- Ulaanbaatar City Health Department
- Urgoo Maternity Hospital in Ulaanbaatar
- Ministry of Nature, Environment, and Tourism
- Bogd Khan Uul Strictly Protected Area Administration
- Professional Inspection Agency
- Capital city organizations
- Ministry of Mining and Heavy Industry
- Bayan-Ulgii aimag
- Dornod aimag
- National Police Agency
- General Department of Social Insurance
- General Department of Taxation
- National Museum
- Chinggis Khaan Museum

Reports on the work of the Ministry of Roads and Transportation, the First State Central Hospital, and the Drugs and Medical Devices Inspection and Regulation Agency are being compiled.

Within the framework of the National Anti-Corruption Program's goal to “build a sense of justice, organize public awareness activities in

stages, and improve anti-corruption education”, “Justice Clubs” were established in 12th, 24th, 32nd, 40th, and 84th secondary schools of the capital city and has been provided with the necessary equipment, including “Teacher’s Code of Ethics” board and training books, manuals, and promotional materials.

This activity is aimed at ensuring that teachers, educators, and staff of the Ulaanbaatar city’s secondary schools adhere to the ethical principles and norms to be followed in the performance of their official duties, as well as to help teachers foster a zero-tolerance for corruption among students through schools and families.

2.2. Within the framework of implementing the task of “Providing recommendation and directions to non-staff crime prevention councils in provinces, the capital city, sub-provinces and districts to organize anti-corruption public education and prevention activities and coordinate their activities”, a meeting was held to provide suggestions and directions to be included in the Non-staff sub-council action plan for 2021, to exchange views on intensifying anti-corruption work and cooperation, and to provide unified information and methodology.

The IAAC participated in the meeting of the Crime Prevention Coordination Council and included proposals for anti-corruption activities in the 2021 action plan of the Council and the draft budget and plan of the Capital City Crime Prevention Coordination Sub-Council for 2021.

37 staff members of the Provincial Crime Prevention Coordinating Sub-Councils were trained as anti-corruption lecturers and certified to teach 5 anti-corruption and advocacy programs. In addition, a draft plan for lecturers to conduct prevention and public awareness activities in 2021 was developed and submitted to the Citizens’ Representatives Council of **21** provinces. The reports 2019 composed by **64** anti-corruption lecturers from police agency

were analyzed and suggestions for further action were delivered.

Analyzed the implementation of anti-corruption objectives set out in the 2020 Action Plan of the Crime Prevention Sub-Council of Arkhangai, Khuvsgul, Darkhan-Uul, Bayan-Ulgii, Selenge, Bayankhongor, and Dornod provinces. Supported and guided the “Together for a Corruption-Free Society” month-long campaign organized by the Umnugovi Province Citizens’ Representatives Council, the Governor’s Office, and the Crime Prevention Sub-Council.

To implement the measures included in the 2021 plan of the Capital City Crime Prevention Coordination Sub-Council, the IAAC broadcasted short videos for **12** months on **12** TV channels and posted anti-corruption posters on **37** billboards in the streets and bus squares and information boards in **9** districts and **4** public service centers of the capital city.

2.3. Within the framework of implementing the task of “Supporting the activities, proposals, and initiatives of non-governmental organizations and citizens in the fight against corruption, and taking organizational measures to increase their participation” mentioned in Article 18.1 of the Anti-Corruption Law, **5** discussions were held to ensure the implementation of anti-corruption legislation and the National Anti-Corruption Program and to cooperate with citizens, governmental and non-governmental organizations in the field of anti-corruption prevention and education. These include:

- Discussion on “Opportunities for children and youth to develop a fair attitude through general education and university curricula” was organized. The discussion was attended by experts from the Department of Higher Education of the Ministry of Education and Science, the Center for Educational Evaluation, the Institute of Education, researchers, university and secondary school administrators, and teachers. During the

discussion, the participants were introduced to the analysis of the training program on the content of fairness, zero tolerance for corruption, and prevention of corruption and conflicts of interest, and made presentations and shared their views.

- A discussion was organized in cooperation with Transparency International Mongolia to present the results and reports of the measures carried out by the National Health Insurance Agency in 2020.

- Discussions were held with the State Property Policy and Regulation Agency, Erdenet Mining Corporation, and Mongolrostsvetmet SOE to discuss the measures and results of the investigator's statements submitted to these organizations in 2020 and 2021. This was the first meeting with the authorities on the outcome of the investigator's statement.

- In collaboration with the Open Society Forum and the Mongolian Council for Sustainable Development and Social Responsibility, a panel discussion on “Transparency in Procurement of State-Owned Mining Companies” was held and made recommendations to improve glass accounts, procurement planning, and legislation. The discussion included representatives of governmental and non-governmental organizations, associations, and researchers such as the Ministry of Mining and Heavy Industry, the Ministry of Finance, the Ministry of Justice and Home Affairs, the Procurement Agency, the State Property Policy, and Regulation Agency, state and locally owned and partly state-owned companies, Mon-Atom LLC, “Step Without Borders” NGO and “Mongolian Artisanal and Small-Scale Mining Association”.

- To involve non-governmental organizations and professional associations in anti-corruption activities, expand cooperation, and support initiatives, a meeting, and discussion on “Anti-corruption cooperation: Involvement of non-gov-



Picture 5. During an official launch of “Justice club” in secondary schools; the guests from the IAAC are handing anti-corruption materials to the newly launched “Justice club” members.

ernmental organizations” was organized. The meeting was attended by members of the Public Council of the IAAC, leaders, and representatives of more than **60** active non-governmental organizations and professional associations. The discussion called on non-governmental organizations to take an active part in preventing corruption, involving and empowering citizens in anti-corruption education, increasing access to anti-corruption education, and launching new initiatives.

- In cooperation with NGOs “Youth Participation in Policy”, “Women for Change” and “Open Society Forum”, a hackathon “Monitor Your Local Budget - BudgeThon” was organized. The main purpose of this event was to analyze the state and local budgets and procurement data of government organizations, to train citizens in the methods of monitoring the activities of government organizations and

their transparency, and to support the development of effective monitoring and participation.

- “Data Freedom: Right to Know” was organized in cooperation with non-governmental organizations such as “Youth Control in Policy” NGO and “Tungaakhui” Data Art. It was an effective way to use open data to raise public awareness of the opportunities, methods, and forms of public oversight of government organizations and officials, and to promote civil society initiatives on this topic.

2.4. To fulfill the duty to “insist on revising and invalidating orders, decisions, procedures, and rules enacted by state bodies or officials, if it is determined that conditions conducive to corruption have emerged and that conflicts of interest exist” as stated in the Article 18.4.2 of the Anti-Corruption Law, **18** rules and laws issued by heads of public bodies, were screened for risks that may create corruption and conflict of interest, and corresponding recommendations to void or modify the legal acts were submitted to the relevant bodies. As a result, such decisions with risk of corruption, conflict of interest, red tape, and might favor third parties disproportionately as the rule issued by the Minister for Road and Transportation Development on “Granting permit to Large Goods Vehicles subject to permanent haulage between Mongolia and PRC” as well as decree adopted by the Director of Maternity Hospital of Capital City on “Chargeable Services and Treatments” were annulled.

As bound by Paragraph 6.1.9 of Article 6 of Anti-Corruption Law, the staff of Prevention and Public Awareness Department screened **13** code of conduct that regulates the deeds and practices of officials in public bodies and sectors and scrutinized actions implemented in 2020 by Ethics Committees of some public entities.



Picture 6. Secondary school teachers received anti-corruption training.

2.5. To implement the duty to “implement public anti-corruption campaigns explaining the gravity and threat posed by corruption on the society, conduct training and prepare materials to enhance public awareness of this problem, and teach methods to combat corruption” stipulated by Paragraph 18.1.5 of Article 18 of Anti-Corruption Law, the following short movies were created. The Short films are “Parent message”, “Oath”, “Full circle” and “What is integrity?”. Also, two short video contents aimed to promote anti-corruption hotline “110” were filmed.

Furthermore, manuals and publications such as “Implementation of Anti-Corruption Legislation and National Anti-Corruption Program, and General situation of Corruption 2020”, “Compilation of Judicial Decisions of Corruption Offences 2013-2017”, “Integrity is always the right option”, “For Members of Civil Representative Councils”, “For Local Governors”, “Education for Integrity”¹ as well as **4** brochures and **6** posters were published, and distributed to central and local libraries.

¹ Education for Integrity: Teaching on Anti-Corruption, Values and the Rule of Law, © OECD 2018.



Picture 7. Anti-corruption video contents released by the IAAC in 2021.

To call on the general public and public officials to fight corruption, the video contents were broadcasted through web pages, TVs, and social media in parallel with the dissemination of **38** anti-corruption publications such as brochures, posters, and other materials through homes, buildings, streets, websites of many institutions.

In addition, to propagate the information aimed to head off corruption and conflict of interest, and encourage the engagement of the citizens, the Prevention and Public Awareness Department collaborates with Mongolian National Public Radio, Smile FM 99.3, Kiss FM 100.1, Radio of Mongolians 102.1, Your Radio 103.6, Healthy Life Radio 104, Family Radio 104.5, MGL Radio 88.3 and Local Radio FM 89.1.

During the “Integrity is always the right option” campaign, the digital competition “Youth against Corruption” was held and **150** pupils of secondary education institutions have participated, of which presentations of **6** pupils were selected for creating the themes of the anti-corruption posters.

To foster knowledge of children on integrity from a young age, and teach them fair conduct

and habit, The Prevention and Public Awareness Department in cooperation with State Puppet Theatre created the TV play “Fair Game of Eary and Eye”, and broadcasted to the general public. The other events “Good habit 2021” and “Education for Integrity: family, upbringing and adulthood” were organized for pupils of schools and parents respectively to nurture zero tolerance to corruption in youth and increase the role of the family in such formation of character.

To provide a platform to express reaction, voice opinion for young adults, and encourage their initiation and ideas toward fighting corruption, the open event “Your Right, Your Role: Youth against Corruption” was organized in 4 phases encompassing students of universities such as the National University of Mongolia, Otgontenger University, Shikhihutug University, Ikh Zasag University, National Health Science University, University of Technology, University of Agriculture, University of Education, University of Art and Culture, Ulaanbaatar University, University of Home Affairs and National Military University.

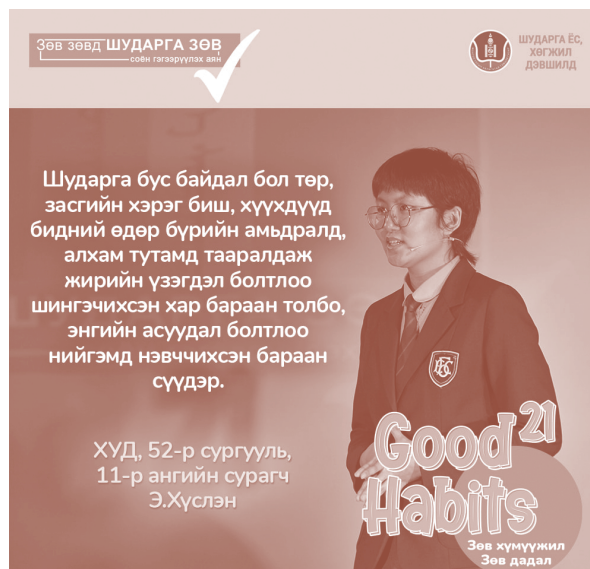
In cooperation with the Public Council under the IAAC, “Open Day for Citizens” was held

in **8** locations in the capital city. During the event, the IAAC's activities were promoted to 1,158 citizens, **70** citizens' comments and suggestions were heard about the event, a total of **8,184** brochures, books, and manuals of **14** types were distributed to citizens and "Questionnaire competitions" were organized among citizens. It was an important event that provided citizens with accurate information about the organization's activities and increased their knowledge and understanding of corruption.

"110 public information" mobile application was uploaded to the Google Play Store and AppStore, and a total of **124** news were uploaded and tested, with a total of **5,724** access and an average of **585** access per month. Through this application, there is a wide range of opportunities to conduct public opinion polls, and currently, **6** polls have been submitted on a trial basis.

"For Justice and Development-110" information boards containing anti-corruption prevention and public awareness information were distributed to **12** ministries and **36** agencies of Mongolia, and "Teacher's Ethics Code" information boards were distributed to **148** public secondary schools and **127** private secondary schools, a total of **275** schools in cooperation with the Capital City Education Department and **9** district education departments.

Capacity building of trainers for preventing corruption and conflicts of interest, to intensify training and advocacy was organized, in which **4,480** people participated. Also total of **20,892** children, **332** parents or employees, secondary school students, and parents a total of **25,704** citizens were trained by secondary school teachers under the "Education for Integrity" program. The total number of people involved in anti-corruption training has doubled from the previous year, and the number of public officials has tripled.



Picture 8. Social media event "Good habits 21" geared toward youth and young adults. Quote by guest speaker, a senior student of 52nd school of Ulaanbaatar: *Dishonesty is a shadow that runs through our society, and is also the dark spot, which is not only present in the government or public administrations, but lurking in everyday life of children and youths until the point it is considered by everyone as the new normal.*



Picture 9. During live talk show hosted by the IAAC on International Anti-Corruption Day, the students of all major universities got together to discuss integrity and corruption issues present in today's society at large.

134 pieces of training on the prevention of corruption and conflicts of interest were organized, which **341** citizens, **27,304** public officials, and a total of **27,645** people participated. Capacity building of trainers for preventing corruption and conflicts of interest, to intensify training and advocacy was organized, in which **4,480** people participated.

Promotional videos and contents were distributed to **12** commercial TV stations, **24** local TV stations, the “IAAC official page”, the “IAAC-Community Center” page, and the “IAAC Mongolia” YouTube page. The number of followers of the “IAAC official page” increased by **4,104**, the number of followers of the “IAAC-Community Center” page increased by **10,126**, and the number of subscribers to the “IAAC Mongolia” YouTube page increased by **67.0** percent.

To raise awareness of the danger of corruption and to support zero-tolerance for corruption, **5** teachers, **10** economists, **3** folk writers, **4** TV presenters participated in **9** short films and clips, and journalists participated in **15** video contents, a total of **46** videos, contents were continuously advertised on social media, radio, and television.

Within the framework of implementing the functions outlined in Article 18.1.6 of the Anti-Corruption Law, “Provide recommendations on anti-corruption public education and public awareness and corruption prevention, and upon request, instruct and train individuals and legal entities on reducing corruption risks in their activities”, which the IAAC conducted following activities. These include:

- Recommendation to the Prime Minister of Mongolia from the workshop “Opportunity to develop an integrity attitude through the curriculum for higher, and general education”
- Recommendation to the Governor’s Office of Dornod province to ensure transparency based on the assessment of the official website of Dornod province;
- Recommendation to the Ministry of Nature, Environment, and Tourism and the Bogd Khan Uul Strictly Protected Area Administration to eliminate violations
- Recommendation to the Minister of Roads and Transportation to ensure the implementation of the recommendations given in connection with the issuance of “C” permits for international freight transportation, and to prevent the risk of corruption crimes and conflicts of interest.
- Recommendation to the Minister of Labor and Social Welfare to prevent the risks of corruption crimes;
- Recommendation to the Minister of Food, Agriculture and Light Industry in the field of providing soft loans from the Small and Medium Enterprise Development Fund, improving the transparency of selection, sub-lending, repayment, monitoring and prevention of conflicts of interest;
- Recommendations to the General Police Department to eliminate the causes and conditions of crimes, ensure the execution of investigators’ statements, prevent corruption and conflicts of interest, and implementation of recommendations.

The methodology for assessing the transparency of information of government websites had been approved, and the evaluation of government websites is being organized in stages. By the above-mentioned methodology had been assessed the transparency and openness of the websites of ministries, agencies, **21** provinces, and **9** districts of the capital city and given recommendations.

III RESEARCH AND ANALYSIS ON CORRUPTION

The IAAC has conducted Corruption Risk Assessments in the following **14** government organizations:

- Construction Development Center under the Ministry of Construction and Urban Development
- Department of Small and Medium Enterprises under the Ministry of Food, Agriculture, and Industry
- Bogd Khan Uul Strictly Protected Area's Administration under the Ministry of Nature, Environment and Tourism
- Land Management Department of the Capital City
- Loan guarantee fund
- Governor's Office of Batsumber sub-province, Tuv province
- Court decision enforcement agency of the Capital City
- Specialized Inspection Agency of Dornod province
- Dornod Energy System
- Agricultural Support Fund
- Science and Technology Foundation
- Customs office at Zamyn-Uud

- Specialized Inspection Agency of the Capital City
- Bayanzurkh District Police Department

The Risk Assessments assessed the level of corruption risk in the activities, budget, finance, procurement transparency, human resource activities, management's willingness to fight corruption, and record keeping. The Corruption Risk Assessment Report was presented to these organizations and provided recommendations on risk prevention and mitigation to be implemented.

The IAAC also conducted the Integrity Assessment-2021 survey and the results were made public. In 2021, the Integrity Assessment covered a total of **68** organizations, including **46** ministries and agencies, and the province and capital city Governor's Offices. The Integrity Assessment's average result is estimated at **72.9**, which is decreased by **1.2** from 2019.

"Survey on Perceptions of Corruption in Politics and the Judiciary and Law Enforcement Agencies" was conducted in 2021, according to the result, the level of corruption in the political sphere was **3.82** points, which is **0.16** points lower than the previous year, and the level of corruption in the judiciary and law enforcement

agencies was **3.85** points which are increased by **0.03** points compared to the previous year.

The Child Integrity Survey-2021 was conducted by collecting information from **8,080** students, **1,169** teachers and employees of secondary schools in provinces and the capital city, and

parents. According to the survey, the level of children's integrity was **4.06**, an increase of **0.05** points from the previous year. The results of the survey were presented to the public and submitted to the surveyed secondary schools, the Ministry of Finance, the Ministry of Education and Science, and the Department of Family and Child Development.

The “Survey to determine the perceptions of corruption of low-income households” was also conducted among **4,067** households in **9** districts of the capital city through face-to-face interviews and questionnaires.

To study the criminal liability for corruption in other countries, a comparative study of the types and amounts of criminal liability under the criminal laws of **33** countries was conducted.

A survey on the accessibility of information on the websites of Mongolian government organizations was conducted and submitted to the relevant authorities and officials together with relevant proposals.

The following studies have been launched and will be reported next year:

- A survey on services provided by khoroo to citizens and citizens who received services from khoroo
- Methods for monitoring and evaluating the results of anti-corruption education activities
- A study to determine the methods and forms of anti-corruption education activities by Mongolian customs, traditions, way of life, and culture
- Research work to develop an anti-corruption education strategy (2022-2024) to be organized by the IAAC
- To study the public opinion on the results and significance of the public relations and education activities organized by the IAAC and to develop conclusions and recommendations (monitoring and evaluation)
- Research to develop a dynamic model of the factors influencing corruption in Mongolia

Published the №21 issue of the “Justice” theory and methodology series and distributed it to the public.

The IAAC also conducted the Integrity Assessment-2021 survey and the results were made public.

IV INSPECTION AND ANALYSIS

4.1. Regarding Declaration of public officials

The IAAC conducted the nationwide renewal of the Declaration of personal interest, assets and income (DPIAI) for 2020 of the officials who covered by the Anti-Corruption Law, the Law on the Regulation of Public and Private Interests, and Prevention of Conflict of Interest in Public Service.

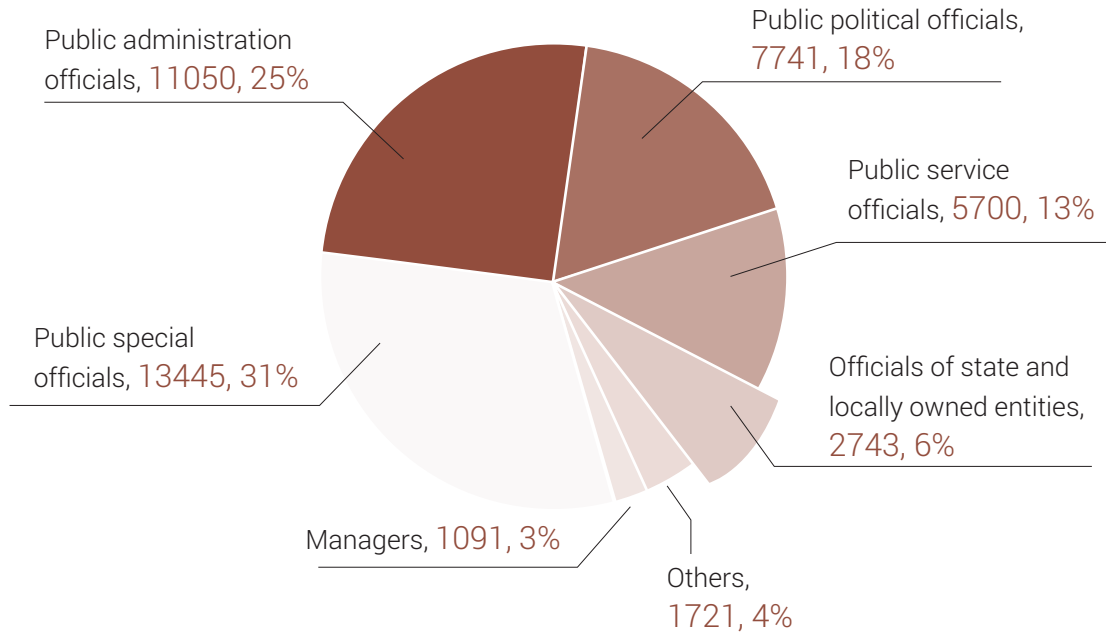
Based on Article 11.3 of the Anti-Corruption Law and Article 24.2 of the Law on the Regulation of Public and Private Interests and Prevention of Conflict of Interest in Public Service, IAAC received reports and information on DPIAI from the state and local administrations and issued a consolidated summary.

Within the legal deadline for renewing DPIAI, or by February 15, 2021, **43,692** (**38,947** electronically and **4,745** in print) of **117** state and local administrative organizations nationwide submitted and confirmed their applications within the legal deadline.

The number of declarants in 2020 increased by **2,006** from the previous year. This is due to some Government ministries and agencies such as the Ministry of Culture, the Small and Medium Enterprises Agency, the National Geological Unit, the State Committee for Physical Culture and Sports, the State Special Protection Agency, and the Medicines and Medical Devices Inspection and Regulation Agency were newly established and reorganized, the Civil Service Law has been revised, and the Government Resolution No. 275 and No. 276, which re-established the classification and rank of public service positions.

Of the total number of the declarants, **13,445** /31%/ were public special officials, **11,050** /25.0%/ were public administration officials, **7,741** /18.0%/ were public political officials, **5,700** /13.0%/ were public service officials, and **2,743** /6.1%/ were SOE officials, **1,091** /3.0%/ working group officials, **201** /0.5%/ were high-ranking government officials, and **1,721** /4%/ were other public officials.

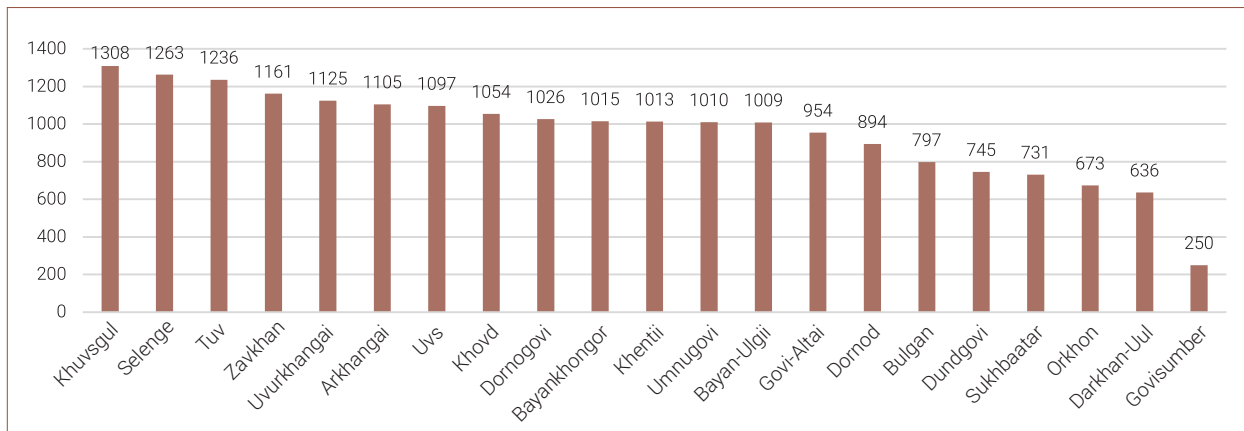
Figure 1 Officials who declared DPIAI /by the category of public office/



Of the total number of the declarants, **23,302** /55% / were in Ulaanbaatar, **18,384** /45% / were in local areas, **12,102** /29% / were senior officials and managers, and **29,583** /71% /

were executive officials. Locally, **1,308** declarants were registered from Khuvsgul province, which is higher than other provinces.

Figure 2 Number of declarants /by province/



According to reports from state and local administrations, **484** officials reported “significant changes in assets and income”, **36,677** officials reported “declarations of no conflict of

interest in performing their duties”, and **333** reported “statement of conflict of interest”.

To ensure the grounds outlined in Articles 14.1, 14.2, and 14.3 of the Anti-Corruption Law, to ensure transparency and accountability of civil servants, and to provide public access to information, the summary of the DPIAI of public and local administrative officials posted openly on the website <http://www.xacxom.iaac.mn>.

4.2. Regarding the declaration process of high-ranking and other public officials

Out of **314** high-ranking and other public officials who are obliged to file declarations to the IAAC (3 positions were vacant), a total of **311** incumbents renewed their declarations within the legal deadline.

During the reporting period, the IAAC received **158** declarations from newly appointed and elected high-ranking officials, from them **26** officials reported significant changes in assets and income within the legal deadline.

4.3. Declarations of candidates for election

The IAAC updated the “Guarantee Form” to be issued in case of a candidate for the Presidential election of Mongolia file declaration of assets and income online, and organized the registration, informing of declaration of assets and income to the public. In cooperation with the General Election Commission, the IAAC developed a handbook “Candidate for the Presidential election of Mongolia” and provided information and methodologies to candidates.

4.4. Regarding research and analysis

Provided consulting services to Mongolia on the need to monitor, integrate and develop risk-based inspections of declarations registered in the electronic system “<https://meduuleg.iaac.mn/>” based on the World Bank expert report and other relevant documents following with the support of the Stolen Asset Recovery Initiative (StAR) under the World Bank’s “Project

to strengthen anti-corruption activities and inspections”, a “Methodology for Assessing Risk in DPIAI” was developed. Using the methodology, it is possible to assess the risks of declarations in **28** groups of about **50** indicators. Declarations of **8,292** officials were assessed to be at risk from approximately **40** thousand officials who declared in 2019-2020. Risk-based inspections are being conducted.

To determine the activities to be implemented by the IAAC, a survey was conducted on **737** randomly selected officials nationwide and a report was compiled. The results of the survey are being used to improve Resolutions adopted in 2012 by the Parliament’s Standing Committee on Legal Affairs.

4.5. Declaration monitoring

The IAAC had examined the job functions of a total of **77** SOE, and subsidiaries’ officials, analyzing their duty and power, including, budget management, authorization, issuance of a permit. Following the examination, **404** high-risk officials were identified from The Cabinet Secretariat, the State Property Policy and Regulation Agency, the Ministry of Energy, the Ministry of Roads and Transportation, and the Ministry of Transport and Communications Delivered to the Ministry of Mining and Heavy Industry, the Ministry of Finance, the Ministry of Food, Agriculture and Light Industry, Ulaanbaatar Railway, Erdenes Tavan Tolgoi JSC, Erdenes Mongol LLC, which the IAAC sent formal recommendations to identify them as officials who shall declare their DPIAI per Anti-Corruption Law.

The IAAC is cooperating with the General Department of Taxation to analyze officials whose income has increased by MNT 1 billion, which their income is in line with their tax revenues. In 2021, **24** officials were inspected.

Following the inspection on the process of declaration of private interests, assets, and income of the officials of the Family, Child and Youth Development Agency, Mongolian Telecommunication SOE, Mongolrostsvetmet SOE, and Mongolian Railway SOE, statements were sent to the relevant authorities to hold officials accountable for violations, such as failure to declare within the legal deadline.

According to Article 4.1.1.4 of the National Anti-Corruption Program approved by the Parliament "Keep the appointment and dismissal of genuine civil servants free from the influence of high-ranking public officials and political parties", the IAAC surveyed representatives of the Citizens Representatives Council. According to the survey, out of **8,052** representatives elected in 2020, **1,072** /13.3%/ were nominated for public office and declared DPIAI, from which **64** /6%/ were appointed. Based on the results of this survey, a planned inspection is being conducted.

4.6. Regarding training, advocacy, and information-methodological activity

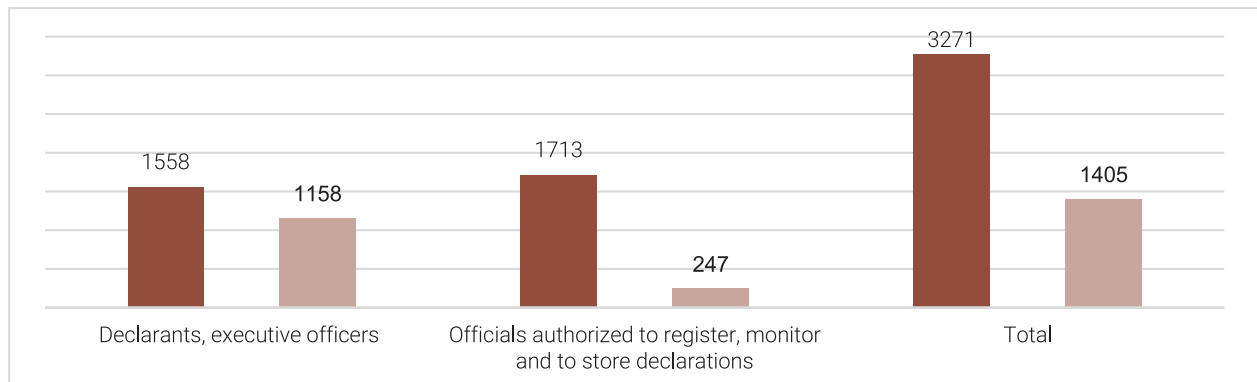
During the reporting period, training was conducted for officials authorized to register and to store declarations to prevent corruption and conflict of interest, to increase the accountabil-

ity of public officials, to prevent the recurrence of common violations and further violations, and to increase the inspection activities, and for ensuring the implementation of senior official's responsibilities to prevent corruption and conflict of interest. As of 2021, a list of officials authorized to register and store declarations from **118** state and local administration offices was updated. According to the analysis, out of a total of **1,792** authorized officials to register declarations nationwide, **191** /10.6%/ were newly appointed this year.

To provide information and methodological advice and support for the authorized officials, an integrated online group has been established on social media, and manuals, recommendations, information, instructions, advertisements, and other up-to-date information are regularly posted and is providing information per request from the officials promptly.

Conducted two pieces of training for **508** officials including officials from the Secretariat of the Parliament, advisors, and assistants to MPs, the Ministry of Health and its affiliates, officials from the Bayangol District Tax Department, the Dornogovi Province Governor's Office, and representatives of the Citizens Representatives Council, and recently appointed **203** authorized officials.

Figure 3 Number of participants of the training



In terms of planned inspections, **13** declarations from the “Construction Development Center” SOE, **14** from the “Energy Development Center” SOE, **10** from the “Road and Transportation Development Center” SOE, a total of **37**, and all applicants from the State-Owned Enterprise **35** high-risk and **28** other high-risk applicants were inspected for 2016-2020.

To inform the public about the legal duty of the declarant, promotional content had been distributed in cooperation with MNB, TV-9, Mongol HD, Dailly news, Unuudur newspaper, www.news.mn, www.ikon, www.medee.mn news websites.

4.7. Inspection of the Inspection of the DPIAI

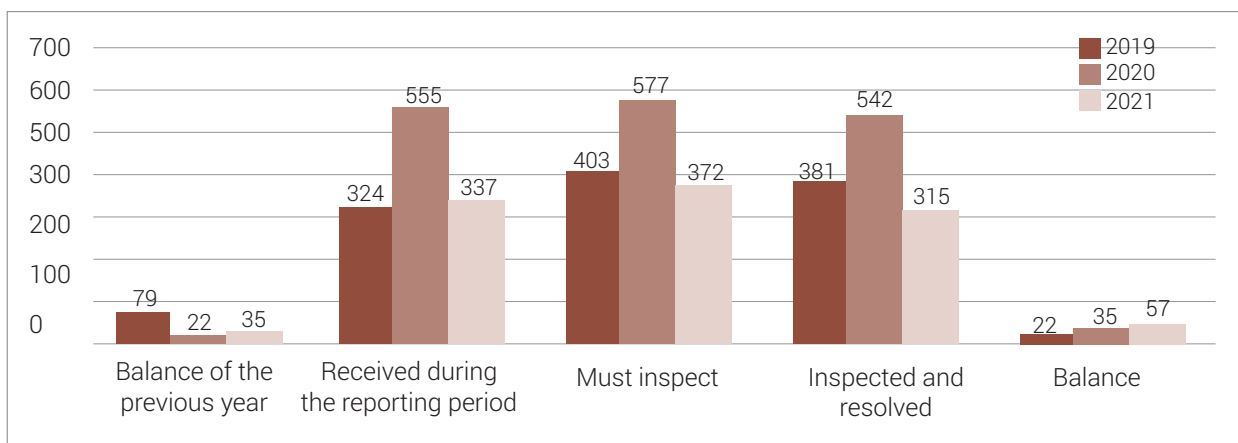
In 2021, **337** newly received, with 35 from the

previous year, a total of **372** officials DPIAI were received, out of **315** were resolved with **57** declarations are in an inspection.

Compared to the same period of the previous year, the number of declarations received decreased by **218** /39.2%/ , the number of declarations resolved decreased by **227** /41.8%/ , and the overall resolution was **93.5** percent.

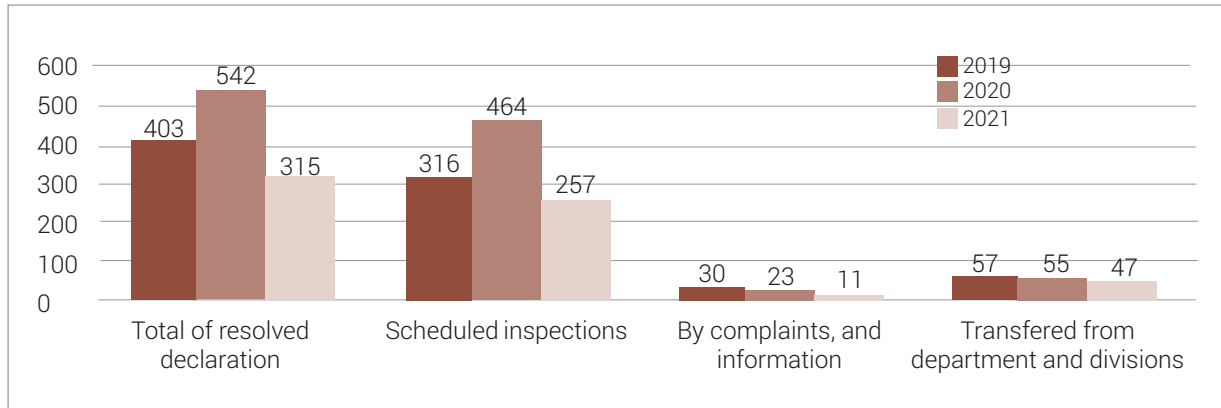
Figure 4 Inspection of declaration data

/Compared to the same period of the previous year/



During the reporting period, **257** /81.5%/ of all applications were inspected per scheduled inspections, **11** /3.4%/ per complaints, and **47** /14.8%/ were transferred from other departments and offices.

Figure 5 Grounds for inspecting the declaration
/Compared to the same period of the previous year/



Following the inspection, **94** officials were held accountable, which increased twice as much compared to last year.

Figure 6 Inspected DPIAI and imposed sanction data

Year	DPIAI	Imposed sanction				
	Balance of the previous year	Received during the reporting period	Must inspect	Inspected and resolved	Balance	
2020	22	555	577	542	35 /6,3/	46
2021	35	337	372	315	57 /15,3/	94

The inspection found that the operating income of the legal entity in which **5** applicants own shares may have been evading tax by not submitting tax information accurately, which the IAAC transferred the information to the relevant authority, by the Tax Law. Moreover, **22** complaints were transferred to the Investigation Division and the Operations Division for further investigation based on possible criminal activity.

4.8. In 2021, **560** complaints regarding corruption and conflicts of interest were received, with **40** complaints from the previous year, a total of **600** complaints were inspected and resolved. Overall, **93.5** percent of complaints were resolved.

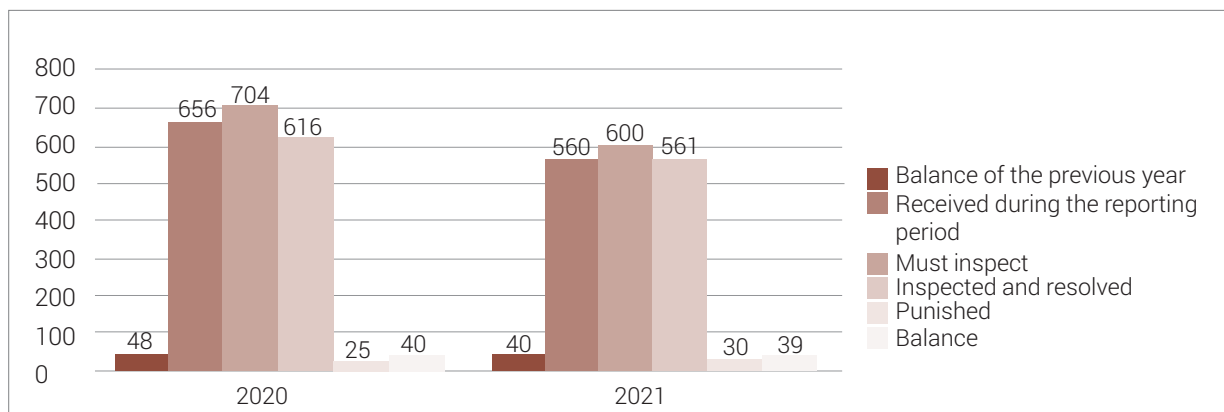
Compared to the same period of the previous year, the number of complaints received decreased by **104 /14.7% /**, the number of resolved complaints decreased by **55 /9% /**.

The complaints and information revealed violations related to **90** officials, of which **30** officials were imposed administrative sanctions, and the rest were required to enforce the law, prevent further violations, and revoke the violated administrative act.

28 complaints were rejected on the grounds specified in the law, **74** were transferred per criminal nature, **108** were transferred to other organizations according to their jurisdiction, **14** complaints were recalled by the complainant, **191** complaints' violations were undetected.

Figure 7 Status of resolving complaints, and information

/Compared to the same period of the previous year/



67.2 percent of all complainants were responded in written form, with **32.7** percent being responded in the oral form regarding the situation identified following the inspection.

During the reporting period, **237** /39.5%/ of all complaints and information were received from Ulaanbaatar city and **363** /60.5 %/ from local areas.

According to statistics, Bayan-Ulgii province **12.5** percent, Arkhangai province **3.7** percent, Dundgovi and Dornogovi province each account for **3.0** percent, which is higher than other provinces.

In terms of types of violations of complaints and information resolved, **21.0** percent were an abuse of power, **19.0** percent used power to acquire advantage, **23.0** percent were illegal appointments with conflict of interest and illegal decisions. **27.0** percent were illegal appointments and other violations accounted for **10.0** percent.

Compared to the same period of the previous year, the number of cases of illegal decision-making and conflict of interest increased by **2.0** percent, abuse of power and illegal appointments by **3.0** percent increase.

Following the inspections, recommendations and demands are made to annul illegal deci-

sions, prevent recurrence of violations, ensure law enforcement, improve ethics and accountability of officials to a total of **52** organizations and officials, including the Ministry of Education and Science, the Ministry of Finance, the Ministry of Labor and Social Welfare, and the Governor of the Capital City Recommendations to a total of **52** organizations and officials, including the Office of the Capital City Education Department, the Department of Medicines and Medical Devices Supervision, the Department of Land Management, Geodesy and Cartography, the Governor of Arkhangai, Bayan-Ulgii and Gobi-Altai provinces, and the Governor's Office. The IAAC is monitoring the implementation of the recommendation and demands submitted to the officials.

4.9. Examining Preliminary declarations of personal interests of candidates for public office

During the reporting period, Preliminary declarations of personal interests (PDPI) of **12,504** candidates for public office were received, **12,468** candidates' declarations were examined, and 36 declarations are in process.

In 2021, the number of PDPI received decreased by **647** compared to the same period of the previous year, but the resolution increased by **0.7** percent and the operating balance decreased by **85** units.

Figure 8 Examined PDPI

	Received	Examined	Thus:	Balance			
			Conflicts of interest unfound	Warned about conflicts of interest	A clear conflict of interest	Returned according to law	
2020	13151	13030	11684	848	8	489	121 /0.7/
2021	12504	12468	11162	1018	22	266	36 /0.3/

In terms of planned inspections, **13** declarations from the “Construction Development Center” SOE, **14** from the “Energy Development Center” SOE, **10** from the “Road and Transportation Development Center” SOE, a total of **37**, and all applicants from the State-Owned Enterprise **35** high-risk and **28** other high-risk applicants were inspected during 2016-2020.

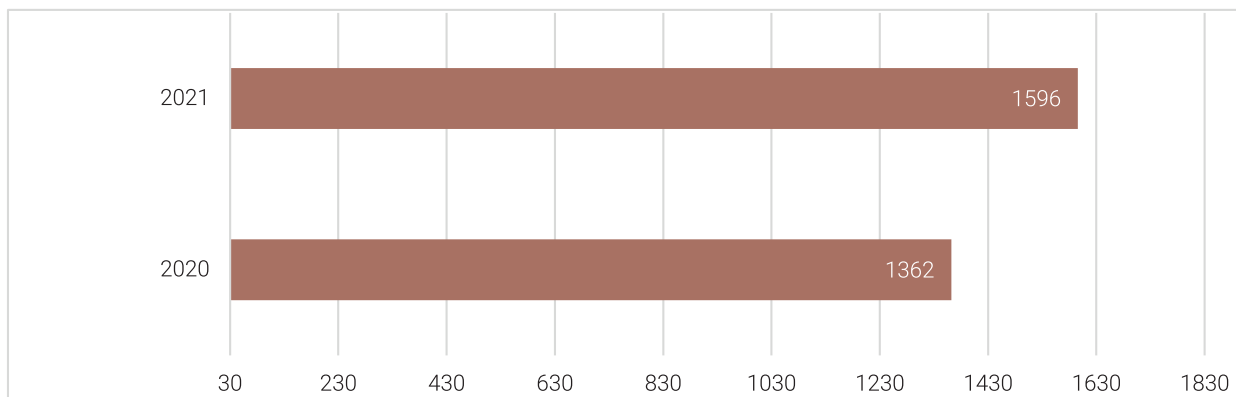
V CRIMINAL INVESTIGATION

5.1. Corruption crime complaints and information

In 2021 the IAAC received **1,596** complaints with **105** being from the previous year. In

this regard, **329** complaints were transferred to the relevant government authority following jurisdiction. Investigated corruption crime complaints were increased by **234** /17.2%/ compared to the previous year.

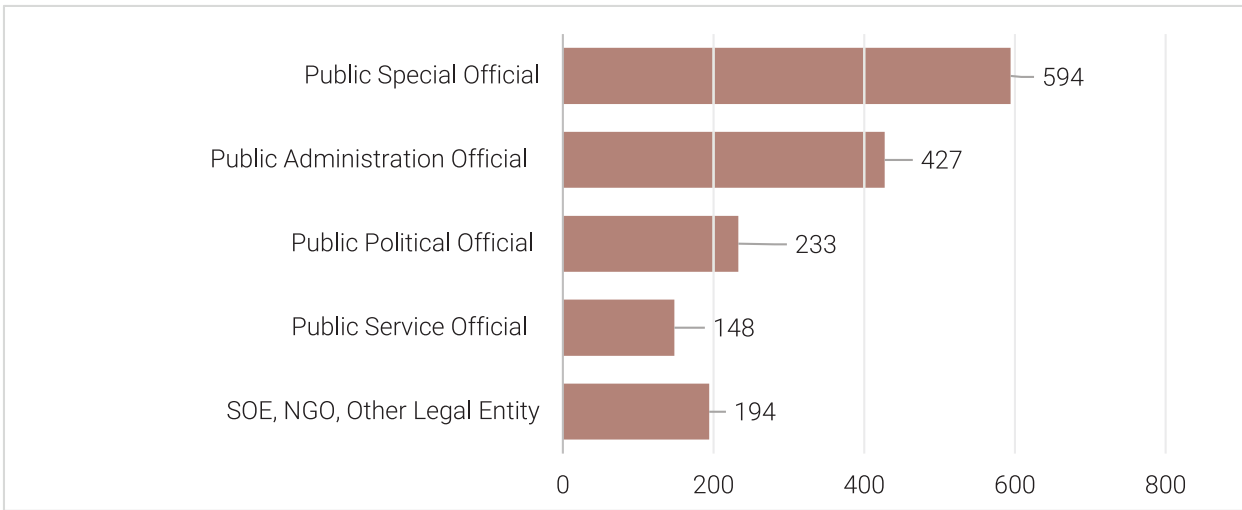
Figure 9 Received complaints regarding corruption crime



Associated public officials with complaints by type: Public Political officials – **233**, Public Administration officials-**427**, Public Special officials – **594**, Public Service officials – **148**,

and Employees of SOE, NGO, and other legal entities – **194** were associated with corruption complaint.

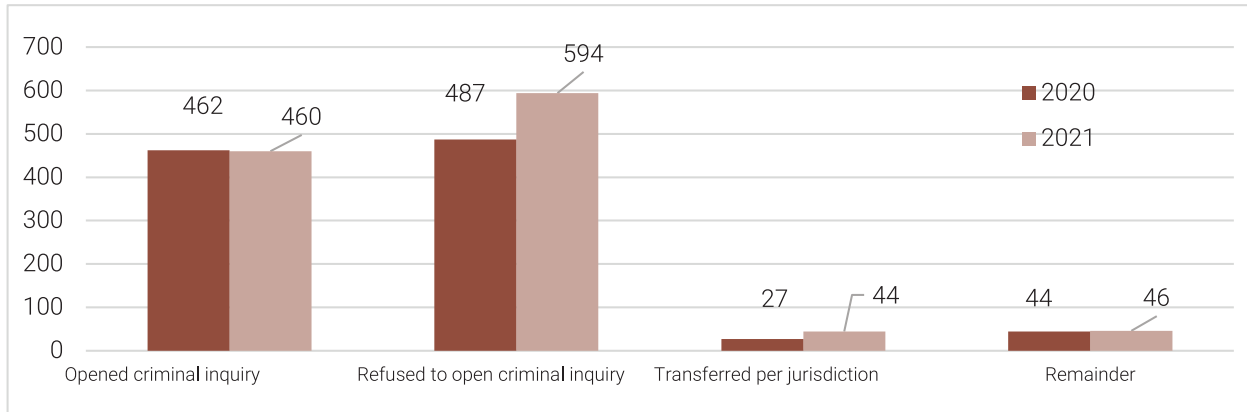
Figure 10 Associated public officials with complaints by type



As a result of investigating **1,144** complaints, opened a criminal inquiry on **460** /40.2%/ , refused to open a criminal inquiry on **594** /51.9%/ , transferred to the prosecutor’s of-

fice per jurisdiction on **44** /3.8%/ , and **46** complaints are still in investigation with **96** percent of the complaints resolved.

Figure 11 Resolved criminal cases



Of the **1,144** complaints received and investigated by the Investigation Department, **676** /59.1%/ are under the jurisdiction of the Capital City Prosecutor’s Office, and **648** /40.9%/ are under the jurisdiction of the local Prosecutor’s Office.

5.2. Regarding criminal case

During the reporting period, **1,307** inquiries and investigations were carried out in **1,543** cases and **909** suspects which is decreased by **1.8** percent compared to the same period of the previous year. /**1,331** in 2020/

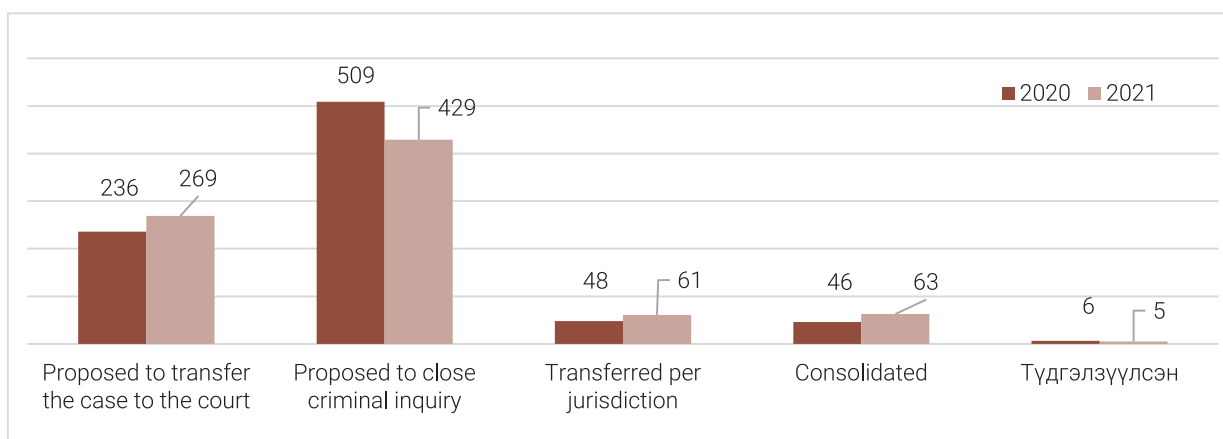
Of the total number of cases investigated, **269** /20.6%/ were referred to prosecution to transfer the case to the court, **429** /32.8%/ were referred to prosecutors to close criminal inquiry, or repeal criminal cases and **61** /4.7%/ were referred to prosecutors to transfer per jurisdiction, **63** cases were consolidated and **5** cases were suspended. There are **399** cases under inquiry and **81** cases under investigation.

In 2020, **236** /17.7%/ of the **1,331** cases investigated were referred to prosecutors with a proposal to transfer the case to the court, while in 2021, **269** /20.6%/ cases were referred out of **1,307** cases.

Compared to the same period of the previous year, the number of cases referred to prosecutors increased by **2.9** percent, and the number of cases referred to prosecutors proposed to close or repeal inquiries decreased by **5.4** percent.

62.9 percent of the cases investigated were resolved, and **160** /42.4%/ cases were resolved by the courts.

Figure 12 Resolved criminal cases



The cases under investigation are classified according to the articles of the Criminal Code:

Article 22.1. Abuse of power – **820** /53.1%/ ,

Article 22.4. Passive bribery - **225** /14.6%/ ,

Article 22.5. Active bribery - **134** /8.7%/ ,

Article 22.8. Misappropriation of public funds – **20** /1.3%/ ,

Article 22.10. Illicit enrichment - **36** /2.3%/ ,

Article 22.12. Abuse of power of a legal entity-**26** /1.7%/ ,

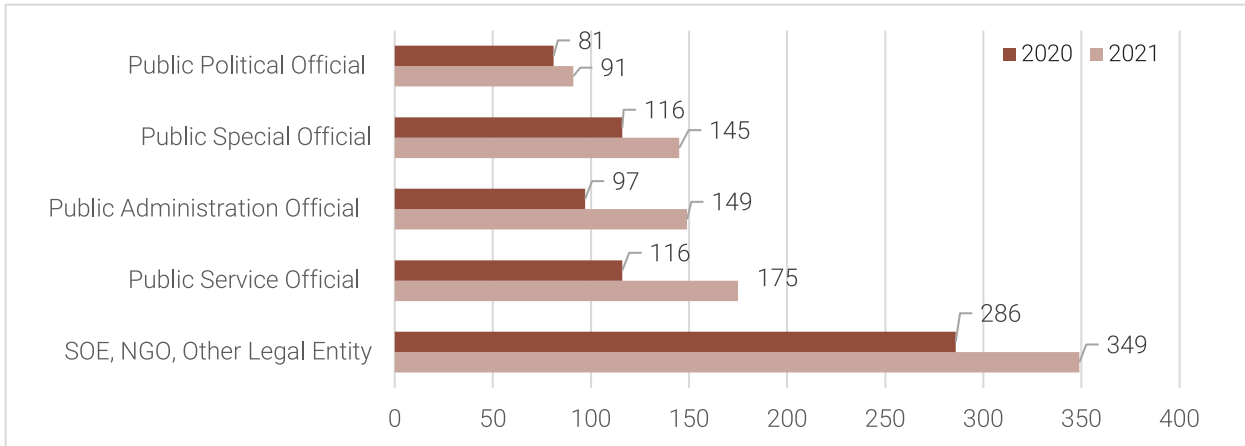
Article 18.6. Money laundering - **33** /2.1%/ ,

Article 21.12. Torture - **24** /1.6%/ ,

Other criminal cases accounted for **225** /14.6%/ .

91 / 10% / of the officials investigated in connection with the case are Public Political officials, **149 / 16.4%** / were Public Administrative officials, **145 / 15.9%** / are Public Special officials, **175 / 19.3%** / were Public service officials, **349 / 38.4%** / were SOE, NGO, and other legal entity officials.

Figure 13 Officials investigated in a criminal case

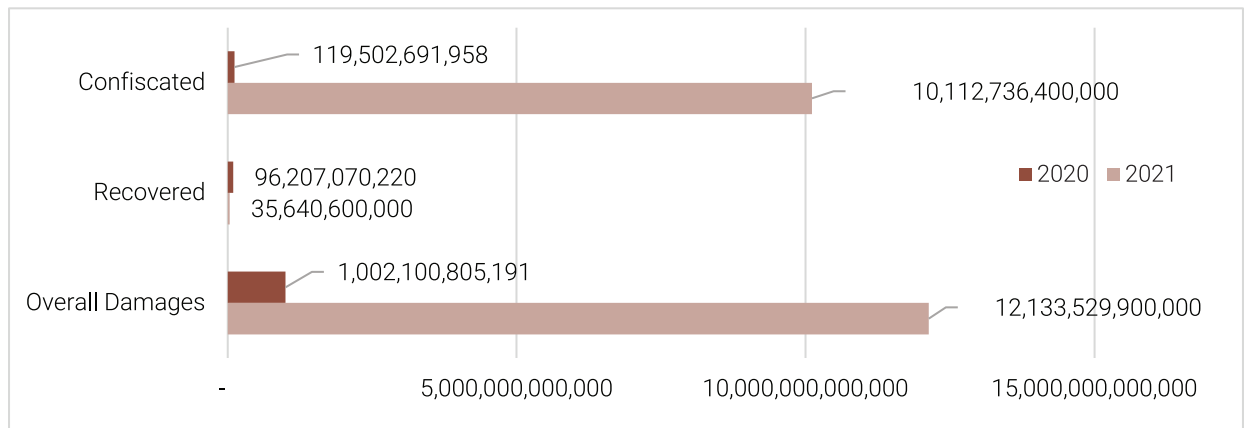


In 2021, MNT **1,002,100,805,191** were lost as a result of the investigated crimes, MNT **96,207,070,220** were recovered for damages, and immovable and movable property, housing, apartments, cars, and equipment worth MNT

119,502,691,958 valuables and cash were confiscated and protected.

Compared to the same period of the previous year, the recovery for damages caused by crime has increased **2.7** times.

Figure 14 Recovery of criminal damages



5.3. Criminal cases resolved by the court

Related to D.Khayankhyarvaa, former CEO of Erdenes Mongol LLC, R.Enkhtaivan, former CEO of the Capital City Executive Agency of Court Decision, B.Unenbat, former Head of Department of the Ministry of Justice, Ts. Ganbold former Director of Police department of Khovd Province, M.Chinbat CEO of “Uguujtei Uv” LLC, Ch. Chinbat CEO of “Energy Development Center” SOE, Sh.Nyamdorj General Prosecutor of the Capital City Prosecutor's Office, Ministry of Foreign Affairs and Diplomatic Services officials, Ts. Dashtseren Head of the Bayankhongor Province Governor's Office, T.Baigalmaa, Research Specialist “National Road Transport Center” SOE, E.Bat-Uul Governor of the Capital City and Mayor of Ulaanbaatar, A.Gantulga Executive Director of the “State Housing Corporation” SOE, B. Munkh-

tur CEO of “Beren Group” LLC, A. Mart Head of Finance and Administration Department of Bayan-Ulgii province Veterinary Department, B.Erkhembayar Head of Revenue Department of Social Insurance Department of Chingeltei District, N.Altantuya Head of Monitoring and Internal Audit Department, T.Battsengel, State Inspector of Construction Technical Inspection in the Infrastructure Inspection Division of the Capital City Specialized Inspection Agency, M.Enkhsaikhan former Prime Minister of Mongolia, S.Bayartsogt, S. Batzorig Member of Parliament, and B.Tsolmonbaatar Judge, have been resolved by the courts.

In 2021, the court imposed a fine of MNT **821,780,000** and ordered to recover MNT **1,444,012,295** worth of confiscated property related to a criminal case investigation.

In 2020, **114** criminal cases were resolved by courts of the first instance, while in 2021, **160** cases were resolved by courts, an increase of **40.3** percent from the previous year.

VI. APPENDIX

Table 1. Human Resource

No.	Description	2007	2008	2009	2010	2011	2012*	2013	2014	2015	2016	2017*	2018*	2019	2020	2021
1	Appointment	109	26	16	20	112	172	69	62	45	43	251	231	85	57	11
2	Resignation	17	26	13	18	37	133	35	87	34	25	239	169	51	28	13
3	Dismissal	1	1	1	-	2	-	1	-	-	-	-	-	1	-	-
4	Imposed disciplinary sanction	11	11	14	11	2	12	1	-	1	-	-	4	4	10	7
5	Retirement	-	-	-	-	-	2	1	2	1	-	1	4	2	-	2

Table 2. Contracts

No.	Description	2007	2008	2009	2010	2011	2012	2013	2014	2015	2016	2017	2018	2019	2020	2021
1	Overall	-	-	-	1	-	50	71	98	126	183	218	373	364	435	361
2	Legal Entity	-	-	-	1	-	36	64	81	98	156	180	198	291	383	302
3	Person	-	-	-	-	-	14	7	17	28	27	38	175	73	52	59

Table 3. Foreign Relations

No.	Description	2007	2008	2009	2010	2011	2012	2013	2014	2015	2016	2017	2018	2019	2020	2021
1	Number of officers attended in short and medium term training courses abroad	2	9	21	12	-	13	10	29	18	4	2	31	17	1	-
2	Number of officers attended in domestic training courses organized by foreign institutions	-	-	-	-	-	-	-	-	-	-	5	5	15	40	120
3	Number of officers conducted official duty abroad	13	14	19	11	4	9	17	21	11	7	9	8	28	3	7
4	Number of foreign delegations received	-	1	2	-	-	-	12	14	17	4	12	2	80	-	-
5	Number of International conferences, seminars and events organized in Mongolia	-	-	-	-	-	-	-	-	1	-	-	-	1	-	-
6	Number of meetings with foreign diplomats and officials	4	-	-	-	-	-	8	9	13	8	10	6	9	7	5
7	Number of meetings with representatives of international organizations	-	-	-	1	-	-	18	13	17	9	16	15	11	5	4
8	Number of cooperation agreements with foreign countries and international organizations	-	-	1	1	1	-	1	1	-	-	-	2	-	-	-
9	Number of ratified International agreements	-	-	-	-	-	-	-	-	1	-	-	-	-	-	-
10	Number of official visits abroad	-	-	6	-	-	-	4	5	2	1	1	1	2	2	3
11	Number of official foreign visits to Mongolia	-	-	-	-	-	-	1	3	1	2	2	-	3	-	-

Table 4. Finance, million tugriks

No.	Description	2007	2008	2009	2010	2011	2012	2013	2014	2015	2016	2017	2018	2019	2020	2021	2022
1	Approved budget	2,365.1	3,671.8	2,837.2	3,014.2	3,820.7	8,427.0	11,283.0	15,329.0	10,043.8	8,785.6	10,402.8	14,845.5	17,124.4	27,058.2	29,794.8	34,024.7
2	Of which: Current expenses	1,583.9	2,424.1	2,837.2	2,923.1	2,980.0	7,338.9	8,281.6	11,797.2	9,743.8	8,688.9	9,551.4	14,649.9	16,304.4	25,987.5	28,644.8	32,731.7
3	Capital cost	781.2	1,247.6	-	91.1	840.7	1,088.1	3,001.4	3,531.8	300.0	-	851.4	195.6	820.0	1,070.7	1,150.0	1,293.0
4	Income from donations, loans and grants	-	-	-	-	-	-	-	-	-	96.8	105.8	-	-	-	-	-
5	Budget execution	2,001.8	3,840.2	2,651.4	2,300.5	2,703.4	8,092.8	11,093.2	13,115.2	9,002.6	8,770.7	10,350.6	14,444.4	16,905.0	24,554.5	26,740.3	-
6	Of which: Current expenses	1,220.6	2,592.6	2,651.4	2,209.3	2,350.9	7,117.3	8,481.1	10,983.6	9,002.6	8,770.7	9,499.2	14,248.8	16,085.0	23,487.7	25,599.2	-
7	Capital cost	781.2	1,247.6	-	91.1	352.5	975.4	2,612.1	2,131.6	-	-	851.4	95.6	820.0	1,066.8	1,141.1	-
8	Difference /Budget overruns and savings/	363.3	(168.4)	185.8	713.8	1,117.3	334.2	189.8	2,213.8	1,041.2	14.9	52.1	401.1	219.4	2,503.7	3,054.5	-

Table 5. Laws and Amendments Related to the Organization's Activities

No.	Date	Amended provisions
Criminal code /Adopted date: 2002.01.03/		
1	2004.05.14	49.1, 49.2, 145.1, 145.2
2	2007.12.26	131
3	2008.02.01	55, 62, 153, 155, 156, 158, 178, 214, 268, 113, 136, 140, 141, 148, 198, 202, 203, 207, 214, 216
4	2008.04.25	267, 272
5	2009.12.24	166, 268
6	2011.12.15	82, 130
7	2012.01.19	113, 115, 124, 123, 270
8	2014.01.16	8.3, 20.2, 166, 178, 8.1
9	2015.08.07	185, 186
10	2016.12.22	120
11	2017.01.26	253, 254, 265, 266
12	2017.02.02	56, 146, 145, 43, 304
Criminal procedure code /Adopted date: 2002.01.10/		
1	2003.01.10	50.4
2	2003.11.13	45.7
3	2004.05.14	25.1, 27.3
4	2006.01.12	178, 225, 233, 302, 304, 309, 346
5	2006.04.27	396
6	2007.08.09	24, 25, 46, 68, 69, 99, 114, 172, 177, 263, 370, 414, 415, 416, 417, 418, 419, 2, 3, 26, 27, 32, 34, 38, 50, 59, 70, 113, 178, 180, 229, 235, 242, 247, 262, 299, 301, 302, 306, 307, 310, 330, 331, 334, 342, 343, 344, 347, 366
7	2008.02.01	24, 26, 208, 215, 343, 344, 215
8	2008.11.13	418
9	2009.12.03	57, 155, 158, 159, 161, 162, 165, 46, 79, 85

10	2011.06.10	27
11	2012.01.19	27
12	2012.05.18	27
13	2014.01.16	134
14	2014.01.23	342
15	2014.01.24	26, 27
16	2014.04.24	15, 45, 49, 220, 253, 343, 32
17	2016.02.05	347
18	2016.05.13	223
19	2016.09.01	62, 66, 414, 172
20	2016.09.09	43, 44
21	2016.12.22	25, 414, 120, 72, 76
22	2016.12.28	172
23	2017.02.02	332
Criminal code /Revised/ /Adopted date: 2015.12.03/		
1	2016.08.30	30
2	2017.02.02	4.5
3	2017.05.11	1, 2, 5, 6, 7, 8, 9, 18, 10, 11, 13, 14, 15, 16, 17, 18, 22, 27
4	2017.05.18	1
5	2017.05.31	18.18
6	2017.06.09	5.6, 21.7, 21.3, 21.4
7	2018.01.19	15.3, 15.4
8	2018.04.26	29.11, 29.3, 29.10
9	2018.06.27	8.1, 8.6, 8.7
10	2019.10.10	29, 20
11	2020.01.10	1, 6, 12, 13, 20, 21, 22, 18
12	2020.01.16	17.12
13	2020.04.29	15.6, 18.1
14	2020.05.01	29.1, 29.2
Criminal Procedure Code /Revised/ /Adopted date: 2017.05.18/		
1	2019.04.25	39.9, 40.8, 33.3, 34.7, 39.1
2	2019.10.10	6.1
3	2019.10.18	5.4, 5.1, 10.7
4	2019.12.20	6.1
5	2020.01.10	3, 4, 6, 8, 13, 14, 29, 30, 32, 34, 38, 40, 45, 9, 10, 24, 26, 31, 37
6	2020.05.01	6.1
7	2021.01.15	40, 1.4
Law on the Civil Service /Adopted date: 2002.06.28/		
1	2002.11.08	28
2	2003.01.02	9, 17, 7, 24, 25, 33, 16
3	2003.01.10	27.2.3, 1.1, 2.1
4	2003.05.30	17
5	2003.06.20	8.1.6, 28.6.3

6	2005.05.26	8.1.4
7	2005.11.17	7.1.3, 8.1.2
8	2006.01.12	23.2
9	2007.08.02	17.9
10	2007.11.01	7, 9.1.3
11	2007.11.30	29.1
12	2008.05.06	5, 7, 8, 10, 15, 16, 17, 22, 27, 28, 30, 33, 35, 38, 39, 6, 9, 34, 36, 40, 41
13	2008.12.19	7.1.7, 7.1.10, 38.4
14	2009.03.12	6.1.12, 7.1.12, 30.2
15	2009.11.06	9.1.2, 7.1.7
16	2009.12.03	8.1.4, 8.1.6
17	2011.02.02	15.1.15, 16.1, 17.6
18	2011.06.17	28
19	2011.07.09	27.1.10
20	2011.10.06	15.1.12
21	2011.12.15	23.2
22	2011.12.23	28, 35, 16.2.2, 33.4
23	2012.01.19	26.1, 14, 15
24	2012.05.22	7.1.3
25	2013.07.05	22.5, 23.3.4
26	2014.01.16	8.1.6, 28.5, 28.6.3
27	2015.01.23	30.2, 7.5, 34.13
28	2015.07.08	15.1
29	2015.10.30	6.1.7
30	2015.12.03	16.2.1
31	2015.12.04	41.1, 16.3
32	2016.01.29	23.2
33	2016.07.21	6.1.8
34	2016.09.09	28, 23.4, 27.2.4, 34.14, 38.2
35	2016.11.03	30.2
36	2016.11.10	28.11
37	2016.12.28	8.1.4
38	2017.02.09	8.1.6, 28.5
39	2017.04.13	10.7
40	2017.12.07	15
41	2017.12.21	36.3
42	2018.01.12	28.11
Law on the Civil Service /Revised/ /Adopted date: 2017.12.07/		
1	2019.12.20	46.4
2	2020.01.23	13.1, 57.4
3	2020.01.30	46.4
4	2020.05.07	57.13, 57.9, 57.10
5	2020.05.14	13.1.4, 13.1.6, 57.4, 57.5.4
6	2021.01.15	13.1.3, 12.1.2, 18.7

Anti-Corruption Law /Adopted date: 2006.07.06/

1	2008.05.29	26.1, 13.3
2	2012.01.19	19, 32, 7, 8, 10, 11, 13, 33, 6
3	2012.05.18	4.1.6, 13.4, 19.1, 19.5
4	2014.01.24	2, 6, 30, 13, 18, 7, 4, 10, 21
5	2015.05.29	14.1.3
6	2015.10.30	14.1.3
7	2015.11.10	29.3
8	2016.02.05	4.1.9
9	2016.07.21	14.1.3
10	2016.09.07	30.4
11	2016.11.10	30.4
12	2017.05.18	3.1.7, 18.6, 24.1.2, 26.3, 24.1.2, 30
13	2019.03.27	22.4
14	2019.06.06	6.1.1, 6.5
15	2019.12.20	14.1.22, 11.2, 10.6, 11.4
16	2020.04.24	18.4.12
17	2020.12.31	21, 22.4

Law on the Regulation of Public and Private Interests and Prevention of Conflicts of Interest in Public Service /
Adopted date: 2012.01.19/

1	2012.03.09	30.1
2	2012.05.18	3.1.11, 29.2.2, 18.6, 21.2, 26.3
3	2013.05.31	20.2
4	2014.01.24	4.1
5	2014.06.05	20.1
6	2015.10.30	20.2
7	2016.02.04	2.1, 8.1, 11, 12, 16
8	2017.04.13	101
9	2017.12.07	23
10	2020.01.10	29.1.3
11	2021.07.02	21.1.2, 21.2, 29.1.3, 29.2.3

Table 6. Signed Memorandum of Understanding with Domestic Organizations

No.	Date	Description of the MoU	Organization
1	2015.02.17	Memorandum of Understanding between the IAAC and the Civil Service Council	Civil Service Council
2	2017.02.02	Cooperation Agreement	National Police Agency
3	2017.12.08	Memorandum of Understanding between the IAAC and the Mongolian Youth Association	Mongolian Youth Association
4	2017.12.08	Memorandum of Understanding between the IAAC and the Mongolian University Student Association	Mongolian University Student Association
5	2017.12.08	Memorandum of Understanding between the IAAC and the Mongolian Student Association	Mongolian Student Association
6	2018.03.19	Memorandum of Understanding	Globe International
7	2018.10.10	Memorandum of Understanding on technical assistance to the Government of Mongolia in the fight against corruption	Asian Development Bank
8	2018.12.09	Cooperation Agreement	Transparency International Mongolia

Table 7. Signed Memorandum of Understanding with Foreign organizations

No.	Date	Description of the Memorandum of Understanding	Organization	Signed in
1	2013.11.13	Memorandum of Understanding between the IAAC and the Anti-Corruption and Civil Rights Commission of the Republic of Korea on Combating and Preventing Corruption	Anti-Corruption & Civil Rights Commission of ROK	Seoul
2	2013.08.23	Memorandum of Understanding between the IAAC and the International Anti-Corruption Academy	International Anti-Corruption Academy	Laxenburg
3	2014.12.16	Memorandum of Understanding between the IAAC and the Supreme People's Procuratorate of the People's Republic of China	Supreme People's Procuratorate of PRC	Beijing
4	2018.11.21	Memorandum of Understanding between the IAAC and the Commission on Combating Corruption of Azerbaijan on Combating and Preventing Corruption	Commission on Combating Corruption of Azerbaijan	Baku
5	2018.11	Memorandum of Understanding between the IAAC and the Serious Fraud Office of the United Kingdom of Great Britain and Northern Ireland	Serious Fraud Office of the UK	-

Table 8. Presidential Decree

No.	Date	Issue No.	Description
1	2017.09.30	30	Rules of procedure of the Public Council under the IAAC
2	2018.04.11	38	Announcing the Year of Refusal, Disclosure and Protection of Witnesses of Corruption
3	2019.10.17	186	Amendments to the Rules of Procedure of the Public Council under the IAAC
4	2021.08.26	21	Approval of the rules of procedure of the Public Council under the IAAC

Table 9. Parliamentary Resolution

No.	Date	Issue No.	Description
1	2006.12.28	96	Appointment of the Head of the IAAC
2	2007.01.11	3	Approval of the organizational structure and staffing of the IAAC
3	2007.01.31	7	Approval of the procedure for awarding ranks and bonuses to officers of the IAAC
4	2007.02.06	15	Appointment of the Deputy Head of the IAAC
5	2007.12.28	101	Appointment of the Head of the IAAC
6	2011.11.17	52	Appointment of the Head and Deputy Head of the IAAC
7	2011.11.25	55	Re-establishment of the salary of the IAAC officer
8	2014.11.27	73	Dismissal of B.Khurts from the position of Deputy Head of the IAAC
9	2015.02.11	30	Appointment of the Deputy Head of the IAAC
10	2015.04.30	47	Withdrawal of the draft resolution of the Parliament on approving the National Strategy on Combating Corruption, Strengthening Accountability and Justice
11	2016.04.14	33	Dismissal of the Head of the IAAC
12	2016.07.08	7	Appointment of the Head of the IAAC
13	2016.11.03	51	Approving National Anti-Corruption Strategy
14	2019.05.02	37	Appointment of the Head of the IAAC
15	2019.05.02	38	Dismissal of the Head of the IAAC
16	2019.05.02	39	Appointment of the Deputy Head of the IAAC
17	2019.05.02	40	Dismissal of the Deputy Head of the IAAC
18	2019.06.13	67	On Reorganizing the organizational structure, staffing and salaries of the IAAC
19	2021.07.07	66	Appointment of the Deputy Head of the IAAC
20	2021.11.11	85	Re-establishment of the salary of the IAAC officer

Table 10. Government Resolution

No.	Date	Issue No.	Description
1	2017.04.12	114	Approval of the Plan /Action plan to implement the National Anti-Corruption Strategy/
2	2017.12.06	326	Re-approval of the list/Offshore zone/

Table 11. Other Resolution

No.	Organization	Date	Issued No.	Description
1	Ministry of Labor and Social Protection	2017.03.27	3/828	On Implementing Law/Law on Pensions and Allowances for Military Servicemen/
2	Ministry of Finance	2011.09.12	188	Determining the amount of foreign travel expenses
3	Ministry of Finance	2018.12.27	301	Domestic business trip tariffs

Table 12. Number of Mutual Legal Assistance Treaty on Civil and Criminal Matters, Treaty on Extradition of Criminals and Treaty on Extradition of Convicted

Nº	Agreement type	Number
1	Mutual Legal Assistance Treaty on Civil Matters	16
2	Mutual Legal Assistance Treaty on Criminal Matters	18
3	Treaty on Extradition of Criminals	16
4	Treaty on Extradition of Convicted	10
5	Overall	36

Table 13. List of Treaties on Mutual Legal Assistance on Civil and Criminal Matters, Extradition of Criminals and Convicted

Nº	Agreement type	Number
1	Treaty between the People's Republic of Mongolia and the People's Republic of Hungary on Mutual legal assistance in Civil, Family and Criminal matters	1968.11.22
2	Treaty between the People's Republic of Mongolia and the People's Republic of Bulgaria on Mutual legal assistance in Civil, Family and Criminal matters	1968.11.27
3	Treaty between the People's Republic of Mongolia and the Socialist Republic of Romania on Mutual legal assistance in Civil, Family and Criminal matters	1972.11.25
4	Treaty between the People's Republic of Mongolia and the Czechoslovak Socialist Republic on Legal assistance in Civil, Family and Criminal matters and Legal relations	1976.10.15

5	Treaty between the People's Republic of Mongolia and the Democratic People's Republic of Korea on Mutual legal assistance in Civil, Family and Criminal matters	1988.10.29
6	Treaty between the People's Republic of Mongolia and the People's Republic of China on Mutual legal assistance in Civil and Criminal matters	1989.08.31
7	Convention between the Government of Mongolia and the Government of the French Republic on Mutual legal assistance in Civil matters, and Recognition and Enforcement of the Decision in Civil matters	1992.02.27
8	Treaty between Mongolia and the Republic of Kazakhstan on Mutual legal assistance in Civil and Criminal matters	1993.10.22
9	Treaty between Mongolia and the Republic of Kazakhstan on Extradition	1993.10.22
10	Treaty between Mongolia and Ukraine on Mutual legal assistance in Civil and Criminal matters	1995.06.27
11	Treaty between Mongolia and the People's Republic of China on Extradition	1997.08.19
12	Treaty between Mongolia and the Republic of Poland on Legal assistance in Civil, Family, Labour and Criminal matters and Legal relations	1998.10.19
13	Treaty between Mongolia and the Russian Federation on Mutual legal assistance in Civil and Criminal matters and Legal relations	1999.04.20
14	Treaty between Mongolia and the Republic of Korea on Mutual legal assistance in Criminal matters	1999.05.31
15	Treaty between Mongolia and the Republic of Korea on Extradition	1999.05.31
16	Treaty between Mongolia and the Kyrgyz Republic on Mutual legal assistance in Criminal matters	1999.12.04
17	Treaty between Mongolia and the Socialist Republic of Vietnam on Mutual legal assistance in Civil, Family and Criminal matters	2000.04.17
18	Agreement on Legal assistance in Civil, Commercial and Penal matters between Mongolia and the Republic of Turkey	2000.05.02
19	Treaty between Mongolia and the Republic of India on Legal assistance and Legal relations concerning Civil and Commercial matters	2001.01.03
20	Treaty between Mongolia and the Republic of India on Mutual legal assistance in Criminal matters	2001.01.03
21	Extradition Treaty between Mongolia and Republic of India	2001.01.03
22	Treaty between the Government of Mongolia and the Government of Canada on the Transfer of Offenders	2004.10.20
23	Treaty between Mongolia and the Republic of Korea on the Transfer of Sentenced persons	2007.05.29
24	Treaty on Judicial assistance in Civil and Commercial matters between Mongolia and the Republic of Korea	2008.10.15
25	Treaty between Mongolia and the People's Republic of China on the Transfer of Sentenced persons	2011.06.16
26	Treaty between Mongolia and the Republic of India on the Transfer of Sentenced persons	2015.05.17
27	Agreement between the Government of Mongolia and the Government of the Hong Kong Special Administrative Region of the People's Republic of China on the Transfer of Sentenced persons	2016.02.01

28	Agreement between Mongolia and the Macao Special Administrative Region of the People's Republic of China on the Transfer of Sentenced persons	2017.12.15
29	Treaty between Mongolia and the Republic of Kazakhstan on the Transfer of Sentenced persons	2018.03.29
30	Agreement between the Government of Mongolia and the Government of the Hong Kong Special Administrative Region of the People's Republic of China on Mutual legal assistance in Criminal Matters	2018.03.26
31	Treaty between Mongolia and the Republic of Belarus on Mutual legal assistance in Civil and Commercial matters	2018.06.04
32	Treaty between Mongolia and the Republic of Belarus on Mutual legal assistance in Criminal matters	2018.06.04
33	Treaty between Mongolia and the Republic of Belarus on Extradition	2018.06.04
34	Treaty between Mongolia and the Socialist Republic of Vietnam on the Transfer of Sentenced persons	2018.10.16
35	Agreement between Mongolia and the Macao Special Administrative Region of the People's Republic of China concerning Mutual legal assistance in Criminal matters	2019.06.26
36	Treaty between Mongolia and the Socialist Republic of Vietnam on Extradition	2019.07.10

Statistics Related to the Criminal Investigation

Table 1. Criminal Investigation

No.	Description	2007	2008	2009	2010	2011	2012	2013	2014	2015	2016	2017	2018	2019	2020	2021
1	Total investigated criminal cases	85	193	180	132	142	164	187	239	238	235	427	1,138	1,300	1,331	1,307
2	Conclusion of Indictment	16	60	51	41	43	33	43	69	55	67	106	224	156	236	269
3	Dismissed	12	37	37	40	35	33	41	48	50	43	94	467	556	509	429
4	Transferred jurisdiction	8	37	39	20	27	25	30	47	30	26	48	125	80	48	61
5	Consolidated	4	13	22	10	7	24	21	19	28	40	14	9	22	46	63
6	Suspended	3	11	6	6	3	2	13	14	13	13	2	1	1	6	5
7	In operation	44	35	25	15	27	47	39	42	62	46	163	312	485	486	480
8	Convicted Person	170	421	407	340	313	293	400	598	410	459	639	1,224	481	696	909
9	Public service official	23	56	55	44	66	48	42	48	58	61	38	145	48	116	175
10	Public administrative official	26	62	69	87	68	66	85	141	79	74	113	204	103	97	149
11	Public special official	46	90	67	49	25	20	46	58	44	65	168	434	101	116	145
12	Public politics official	15	22	21	22	24	29	35	45	42	28	58	166	48	81	91
13	Ordinary citizen	60	185	184	132	127	129	192	306	176	231	277	275	181	286	349
14	Criminal Code - Criminal code - 2002 Article 263. Abuse of official authority or position by public official															
15	Abuse of power by public official	21	57	55	58	41	43	103	87							
16	Criminal code provision Article 264. Abuse of power by public official	16	24	10	8	18	24	35	15							
												168	461	799	820	

Table 2. Criminal Investigation, by Aimag and Capital City

Nº	Aimag and Capital City	2012	2013	2014	2015	2016	2017	2018	2019	2020	2021
1	Ulaanbaatar	129	127	148	161	152	294	752	828	662	651
2	Arkhangai	-	2	4	3	2	7	17	28	38	29
3	Bayan-Ulgii	1	2	3	3	3	10	23	39	49	56
4	Bayankhongor	3	2	5	3	3	8	19	20	45	36
5	Bulgan	-	4	2	1	1	3	11	30	29	34
6	Govii-Altai	3	4	6	3	2	5	5	17	31	17
7	Govisumber	-	1	2	3	3	2	9	10	11	5
8	Darkhan-Uul	5	1	6	11	7	6	19	11	11	17
9	Dornogovi	1	2	6	2	23	13	27	28	38	45
10	Dornod	1	2	3	4	4	5	15	19	26	32
11	Dundgovi	-	1	3	4	2	7	18	14	15	14
12	Zavkhan	-	-	5	2	1	1	18	11	17	29
13	Orkhon	3	3	1	5	1	5	22	26	66	45
14	Uvurkhangai	1	1	4	2	4	6	12	15	28	25
15	Umnugovi	1	4	7	4	4	8	18	19	31	27
16	Sukhbaatar	1	3	2	3	2	8	14	16	27	15
17	Selenge	7	9	9	7	5	6	31	40	63	52
18	Tuv	1	5	5	4	4	10	29	27	31	43
19	Uvs	4	3	1	3	1	3	14	14	19	38
20	Khovd	1	3	10	6	5	9	28	27	30	35
21	Khuvsgul	1	7	4	3	2	3	10	22	32	39
22	Khentii	1	1	3	1	4	8	27	39	32	23
23	TOTAL	164	187	239	238	235	427	1,138	1,300	1,331	1,307

Table 3. Criminal Complaints

No.	Description	2007	2008	2009	2010	2011	2012	2013	2014	2015	2016	2017	2018	2019	2020	2021
1	Total number of investigated complaints	218	644	689	444	443	357	427	517	440	427	658	858	894	1,020	1,144
2	Total investigated complaints	105	372	357	213	214	146	176	323	265	274	375	327	362	487	594
3	Transferred jurisdiction	26	123	230	166	164	124	152	90	70	49	93	76	34	27	44
4	Opened a criminal case	24	66	68	46	54	73	58	89	92	83	174	447	489	462	460
5	Of which Consolidated	30	55	14	2	3	1	6	3	-	-	-	-	1	-	-
6	In operation	33	28	20	17	8	13	35	12	13	21	16	8	8	44	46

Table 4. Criminal Complaints, by Aimag and Capital City

No	Aimag and Capital City	2012	2013	2014	2015	2016	2017	2018	2019	2020	2021
1	Ulaanbaatar	238	262	324	277	242	447	520	564	625	676
2	Arkhangai	2	6	10	7	5	9	16	14	22	17
3	Bayan-Ulgii	7	5	10	10	15	16	27	18	31	37
4	Bayankhongor	5	6	7	9	6	13	16	21	23	21
5	Bulgan	4	13	4	5	5	8	18	20	16	23
6	Govi-Altai	7	3	6	4	4	9	6	14	14	16

7	Govisumber	-	5	4	9	6	5	9	6	6	3
8	Darkhan-Uul	6	7	18	20	14	9	12	13	10	21
9	Dornogovi	14	5	9	7	28	21	9	20	21	20
10	Dornod	23	6	14	10	6	9	12	22	19	20
11	Dundgovi	9	5	5	4	6	6	22	16	12	13
12	Zavkhan	3	5	20	3	12	5	20	12	15	19
13	Orkhon	5	9	8	6	7	11	25	18	41	24
14	Uvurkhangai	7	8	6	4	5	2	10	9	20	19
15	Umnugovi	4	8	6	6	6	11	14	11	16	18
16	Sukhbaatar	2	-	3	5	7	7	12	12	12	7
17	Selenge	5	23	21	11	16	11	29	17	22	44
18	Tuv	1	8	7	16	9	20	22	30	22	33
19	Uvs	4	3	3	4	10	7	14	10	17	41
20	Khovd	1	10	1	12	5	23	17	18	14	25
21	Khuvsgul	9	22	9	3	4	1	9	14	25	26
22	Khentii	1	8	12	8	9	8	19	15	17	21
23	TOTAL	357	427	517	440	427	658	858	894	1,020	1,144

Statistics Related to the Registration and Inspection of DPIAI

Table 1. DPIAI

No.	Description	2007	2008	2009	2010	2011	2012	2012*	2013	2014	2015	2016	2017	2018	2019	2020	2021
1	Number of officials whom shall declare	41,844	47,285	53,016	54,604	56,832	58,251	45,858	47,142	51,584	38,423	39,853	39,742	40,073	41,382	41,686	43,692
2	High government and similar officials	252	253	258	268	269	270	253	278	266	268	269	290	272	282	283	311
3	Public politics official	-	-	-	-	-	-	-	-	7,702	7,686	7,515	7,142	7,443	7,448	7,518	7,741
4	Public administrative official	-	-	-	-	-	-	-	-	18,681	11,548	12,181	10,480	10,440	10,749	11,021	12,141
5	Public special official	-	-	-	-	-	-	-	-	16,404	11,273	12,047	8,865	13,478	12,863	13,289	13,445
6	Public service official	-	-	-	-	-	-	-	-	4,711	4,237	4,226	4,434	4,370	4,597	4,746	5,700
7	Others	-	-	-	-	-	-	-	-	3,820	3,411	3,615	8,531	4,070	5,443	4,829	4,354
8	Number of declarants	40,607	46,952	52,979	54,468	56,763	58,187	45,762	47,127	51,579	38,422	39,850	39,740	40,071	41,381	41,685	43,692
9	Declared late	752	184	64	15	49	25	7	22	6	1	2	1	4	-	-	-
10	Number of officials whom did not made declaration	1,237	333	37	136	69	64	96	15	5	1	3	2	2	1	1	-

Table 2. Reviewing Declaration of Interest, Income and Assets, and Imposed Administrative Sanctions

No.	Description	2007	2008	2009	2010	2011	2012	2013	2014	2015	2016	2017	2018	2019	2020	2021
1	Reviewed Declaration	1,764	4,148	1,432	3,009	6,240	5,332	2,267	2,528	3,030	3,801	450				-
2	Reminded	319	1	5	24	55	65	14	-	-	-	-	-	-	-	9
3	Warned	89	17	5	-	-	29	33	235	136	23	-	124	235	4	5
4	Salary reduction	37	7	12	30	15	2	11	20	20	2	-	67	13	4	9
5	Demotion	-	-	-	-	2	-	5	-	-	-	-	-	-	-	-
6	Dismissal from civil service	33	5	16	4	1	3	1	3	-	2	-	6	-	-	-

Table 3. Inspection of DPIAI

No.	Description	2007	2008	2009	2010	2011	2012	2013	2014	2015	2016	2017	2018	2019	2020	2021
1	Inspected Declaration	-	204	263	336	528	215	533	450	523	299	274	171	381	542	315
2	By scheduled inspections	-	-	-	-	-	-	339	361	453	251	228	79	316	464	257
3	By complaints	-	-	-	-	-	-	98	49	53	29	10	72	30	23	11
4	By transferring from departments and divisions	-	-	-	-	-	-	96	40	17	19	36	20	35	55	47

Table 4. Inspection of DPIAI, and Imposed Administrative Sanctions

No.	Description	2007	2008	2009	2010	2011	2012	2013	2014	2015	2016	2017	2018	2019	2020	2021
1	Imposed administrative sanctions	70	58	95	83	73	104	110	45	47	77	43	14	35	46	94
2	Warned	33	24	34	29	55	41	25	15	19	24	19	3	6	1	22
3	Salary reduction	37	30	33	37	13	45	61	24	26	51	23	10	20	26	46
4	Demotion	-	-	-	-	2	4	11	1	-	1	-	-	1	11	22
5	Dismissal	-	4	28	17	1	12	13	5	2	1	1	1	8	8	4
6	Other	-	-	-	-	2	2	-	-	-	-	-	-	-	-	-

Table 5. Resolution after Reviewing PDPI

No.	Description	2012	2013	2014	2015	2016	2017	2018	2019	2020	2021
1	Total declarations	3,232	10,490	13,226	8,283	11,988	11,143	10,464	8,682	13,151	12,504
2	Reviewed declarations	3,106	10,338	12,940	8,119	11,504	11,115	10,381	8,627	13,030	12,468
3	No conflict	2,642	5,706	8,434	6,933	9,935	9,329	9,063	7,634	11,684	11,162
4	With clear conflict of interest	-	52	162	38	39	39	25	28	8	22
5	Reminded	274	2,800	3,344	442	790	763	844	659	848	1,018
6	Returned	190	1,780	1,000	706	740	984	449	306	490	266
7	Remainder	126	152	286	164	484	28	83	55	121	36

Table 6. Inspection of Complaints Regarding Corruption and Conflict Of Interest

No.	Description	2010	2011	2012	2013	2014	2015	2016	2017	2018	2019	2020	2021
1	Received complaints	159	191	168	311	317	341	329	599	672	692	656	560
2	Abuse of power	44	39	28	79	63	67	63	97	101	110	118	128
3	Illegal decision were issued in order to give advantage to others	-	-	7	64	54	56	59	97	96	108	112	120
4	Illegal decisions regarding conflict of interest	15	28	26	95	86	106	54	138	68	239	138	138
5	Inspecting Declaration of officials and illicit enrichment	8	9	19	48	32	27	14	19	29	-	-	16
6	Illegal appointments, decisions and actions regarding conflict of interest	72	97	74	-	67	78	120	171	160	102	157	138
7	Others	20	18	14	25	15	7	19	77	218	132	131	20
8	Inspected	149	172	161	282	283	317	291	556	622	694	616	561
9	Violations were identified and resolved	68	73	51	45	51	69	24	40	38	64	73	90
10	Appealed to the authorities to resolve the violation	-	-	8	48	48	103	8	8	-	24	29	-
11	Warnings were issued to overturn illegal decisions and enforce the law	10	-	19	51	35	11	13	7	68	54	35	52
12	Transferred to the Investigation Operational Department and the Police for investigation of criminal violations	-	-	15	26	19	9	11	85	95	98	116	74
13	Transferred to other government organizations in accordance with jurisdiction	10	16	11	47	47	35	-	-	136	139	128	108
14	Returned /Complaint rejected/	-	-	8	12	20	11	-	-	75	36	42	-

15	Accountability	-	-	-	45	45	71	19	40	38	37	25	30
16	Warning	-	-	5	2	12	-	12	8	8	8	3	10
17	Salary reduction	-	-	20	17	23	11	20	23	22	20	20	14
18	Demotion	-	-	6	4	2	2	-	-	-	4	1	-
19	Dismissal from public office	-	-	10	22	19	6	8	7	3	1	1	6
20	others	-	-	4	-	15	-	-	-	-	-	-	-

Table 7. Number of Officials Attended in the Training

No.	Description	2007	2008	2009	2010	2011	2012	2013	2014	2015	2016	2017	2018	2019	2020	2021
1	Number of officials attended in training	3,200	5,600	4,486	4,415	3,785	19,942	10,967	8,698	10,137	6,932	11,988	6,313	11,349	3,271	1,405
2	Declarants	-	-	-	-	-	-	9,531	6,568.0	8,805	5,529	8,983	5,008	9,138	1,558	1,158
3	Authorized officials	-	-	-	-	-	-	1,436	2,130	884	603	807	737	1,311	1,713	247
4	Senior officials	-	-	-	-	-	-	-	-	448	800	2,198	568	900	-	-

Statistics Related to the Prevention of Corruption

Table 1. Reviewing Decisions, Regulations and Orders Issued by Officials

No.	Description	2007	2008	2009	2010	2011	2012	2013	2014	2015	2016	2017	2018	2019	2020	2021
1	Number of reviewed orders, decisions and regulations	-	195	-	3	143	-	3	4	64	24	-	98	43	18	18
2	Number of revoked orders, decisions and regulations	-	45	-	1	-	-	2	-	38	24	-	-	10	-	2
3	Number of reviewed code of conducts	2	4	10	17	2	24	-	11	15	5	5	9	7	-	3

Table 2. Number of Conducted Corruption Prevention Measures in the Government Organizations in Accordance with Guidelines

No.	Description	2007	2008	2009	2010	2011	2012	2013	2014	2015	2016	2017	2018	2019	2020	2021
1	Number of government organizations	13	5	20	30	-	35	37	298	80	64	384	214	26	36	46
2	Number conducted measure in accordance with detective's statements	-	-	6	6	17	-	-	-	14	5	8	30	13	18	40

Table 3. Cooperation with International and Non-Governmental Organizations

No.	Description	2007	2008	2009	2010	2011	2012	2013	2014	2015	2016	2017	2018	2019	2020	2021
1	Number of international organizations and programs	-	4	2	-	-	2	-	2	2	1	-	-	2	2	4
2	Number of NGOs	-	3	2	-	-	-	-	3	2	-	-	-	2	2	3

Table 4. Organized Trainings, Events, Discussions, Projects and Programs

No.	Description	2007	2008	2009	2010	2011	2012	2013	2014	2015	2016	2017	2018	2019	2020	2021
1	Number of meetings, discussions and trainings	2	23	7	8	16	3	3	1	3	3	8	4	25	35	139
2	Number of open days and events	1	1	-	1	-	1	1	-	-	-	-	-	3	-	8
3	Number of projects and programs	-	1	-	-	1	-	1	-	-	-	-	-	-	-	1

Table 5. Recommendations and Implementation

No.	Description	2007	2008	2009	2010	2011	2012	2013	2014	2015	2016	2017	2018	2019	2020	2021
1	Number of recommendations submitted to government organizations	1	-	21	-	77	1	5	3	15	6	2	3	14	15	10
2	Number of implementation of recommendations which the IAAC supervised	-	254	70	-	-	-	-	-	-	-	-	-	21	21	12

Table 6. Reports and Suggestions on the Implementation of the United Nations Convention against Corruption

No.	Description	2007	2008	2009	2010	2011	2012	2013	2014	2015	2016	2017	2018	2019	2020	2021
1	Number of reports	-	2	1	-	1	1	-	1	-	-	-	1	1	-	-
2	Number of suggestions	-	1	2	-	-	1	-	-	-	-	-	-	-	-	-

Table 7. Conducted Research and Assessment

No.	Description	2007	2008	2009	2010	2011	2012	2013	2014	2015	2016	2017	2018	2019	2020	2021
1	Number of research and analysis	1	1	-	1	-	-	-	-	-	1	1	-	-	3	4
2	Number of assessments made on government organization websites	-	-	-	-	-	-	21	27	11	47	23	17	-	35	64

Statistics Related to the Activities Aimed Raising Public Awareness

Table 1. Organized Trainings

No.	Description	2007	2008	2009	2010	2011	2012	2013	2014	2015	2016	2017	2018	2019	2020	2021
1	Number of trainings for public officials	26	1	26	4	35	-	1	-	261	240	165	-	41	27	129
2	Number of participants in the training for public officials	3,270	5,182	2,483	8,884	11,798	83,016	35	18,968	18,427	14,950	11,345	8,497	24,378	13,820	27,304
3	Number of trainings for citizens	-	-	-	-	-	-	-	-	-	-	2	1	1	-	2
4	Number of participants in the training for citizens	-	-	681	323	-	-	-	62	-	-	142	1,635	6,381	-	125
5	Number of trainings for students	9	-	5	1	-	-	1	1	6	-	-	7	1	-	3
6	Number of participants in the training for students	-	-	-	486	-	-	4,900	50	-	-	-	743	-	-	216
7	Number of online training	2	-	-	1	-	-	-	1	-	1	1	-	-	8	94
8	Number of participants in the online training	-	-	-	-	-	-	-	525	-	293	525	-	-	2,371	22,645
9	Number of online discussions	-	-	-	-	-	-	-	-	-	-	-	-	-	3	5
10	Number of trainings for instructors	-	-	-	1	2	-	-	-	-	-	6	1	1	1	6
11	Number of participants in the training for instructors	-	-	-	70	20	60	-	-	-	-	827	20	65	25	42
12	Number of developed training programs and modules	-	-	-	-	-	-	-	-	-	-	-	-	-	27	34

Table 2. Published Material

No.	Description	2007	2008	2009	2010	2011	2012	2013	2014	2015	2016	2017	2018	2019	2020	2021
1	Number of books and handbooks	3	2	4	3	3	3	4	5	6	2	2	2	-	16	9
2	Number of published books and handbooks	4,000	7,500	32,500	13,300	1,000	50,000	-	31,900	9,300	500	1,000	4,000	-	-	5,554
3	Number of posters	-	2	6	1	-	-	-	-	-	-	4	5	14	52	6
4	Number of published posters	-	5,000	6,000	1,500	-	-	-	-	-	-	1,200	15,000	2,100	-	3,000
5	Number of published calendars	-	-	10,300	13,300	-	-	-	-	-	-	-	-	-	-	5,685
6	Number of flyers	19	20	4	8	-	-	-	-	-	-	-	-	1	-	-
7	Number of published flyers and leaflets	-	-	-	11,000	4,000	-	-	-	-	-	-	-	5,000	-	-
8	Number of printed stickers	-	15,000	-	4,000	-	-	-	-	-	-	2,000	-	-	-	-
9	Number of folds	-	1	-	4	-	5	-	1	-	-	1	-	-	3	2
10	Number of printed folds	-	5,000	-	13,000	-	-	-	300	-	-	3,000	-	-	-	6,000
11	Number of bookmarks	-	-	-	-	-	-	-	-	-	-	-	-	1	-	-
12	Number of printed bookmarks	-	-	-	2,500	-	-	-	-	-	-	-	-	1,000	-	-
13	Number of printed folders	-	-	-	1,000	-	-	-	-	800	-	1,000	1,000	-	-	-
14	Number of printed notebooks	-	-	-	1,000	-	-	-	-	1,300	-	2,000	2,000	-	-	400
15	Number of information boards	-	-	-	-	-	-	-	-	-	-	-	-	170	520	328

Table 3. Organized Events

No.	Description	2007	2008	2009	2010	2011	2012	2013	2014	2015	2016	2017	2018	2019	2020	2021
1	Number of organized campaigns	1	-	-	1	1	2	3	1	2	1	1	3	-	2	2
2	Number of participants in the campaigns	100	-	-	-	-	-	-	-	1,872	153	-	345	-	1,426	150,396
3	Number of organized events	-	1	1	5	6	-	1	1	-	-	-	2	3	-	8
4	Number of participants in the events	-	-	-	150	2,108	-	-	200	-	-	-	3,848	170	-	1,158
5	Number of national meetings, conferences and consultations	1	1	-	-	-	-	-	-	-	1	1	-	2	-	2
6	Number of participants in the meetings and conferences	-	-	-	-	-	-	-	-	-	-	-	-	529	-	385
7	Number of organized competitions	3	1	4	1	1	2	3	10	5	1	-	1	5	1	2
8	Number of participants in the competitions	-	-	262	20	-	-	-	267	-	-	-	-	589	125	205
9	Number of organized discussions, meetings and conferences	1	2	-	23	6	4	1	-	1	1	5	2	-	1	91
10	Number of participants in the discussions, meetings and conferences	-	100	-	-	41	-	-	-	200	130	57	110	-	-	1,352
11	Number of distributed promotional materials	-	-	-	-	34,000	-	-	-	-	8,015	-	8,600	24,970,500	17,060	19,402

Table 5. Cooperated Organizations

No.	Description	2007	2008	2009	2010	2011	2012	2013	2014	2015	2016	2017	2018	2019	2020	2021
1	Television	5	5	8	10	4	4	9	1	-	-	16	5	17	57	18
2	Newspaper	4	5	5	5	3	2	2	2	-	-	2	-	-	5	3
3	Website	-	4	-	-	-	2	2	3	-	-	3	1	2	8	8
4	Radio	5	1	3	3	4	3	1	1	-	-	3	2	3	23	7
5	Companies, studios	-	-	-	-	2	-	1	1	7	1	5	4	2	5	54
6	NGOs	3	4	1	3	1	2	4	2	5	1	22	9	14	25	8
7	International organizations and programs	2	2	1	1	1	2	5	2	5	1	3	1	1	3	4

Media And Public Relations

Table 1. Media and Public Relations

No.	Description	2007	2008	2009	2010	2011	2012	2013	2014	2015	2016	2017	2018	2019	2020	2021
1	Officials press releases	52	55	44	38	32	33	40	51	254	230	151	162	172	243	181
2	Interviews and clarifications from official sources	5	4	8	3	2	2	-	5	9	21	7	11	26	18	3
3	Publicity campaigns	3	2	1	1	2	1	1	1	7	6	2	11	26	6	2
4	Newspaper	-	2	1	2	-	-	2	1	4	3	3	2	4	2	1
5	Press conference	2	1	-	1	-	3	1	1	2	5	5	14	10	-	-
6	Handbooks and brochures with an introduction to the organization's activities	-	-	1	1	1	-	-	-	1	1	-	1	1	1	1
7	Articles and programs	2	5	13	5	3	3	1	1	11	13	17	22	66	25	24
8	Interactive information	-	-	-	-	-	3	-	6	16	11	4	23	102	23	20
9	Number of articles on the website	55	64	65	36	38	45	43	73	304	270	181	477	534	712	313

Results of the Corruption Perceptions Survey in the Scope of Politics, Judiciary and Law Enforcement Authorities

Table 1. Political Corruption Level

No.	Description	2008	2009	2010	2011	2012	2013	2014	2015	2016	2017	2018	2019	2020	2021
1	Political corruption level	4.09	3.95	4.07	4.07	3.93	3.68	3.58	3.65	3.65	3.97	3.93	4.08	3.98	3.82
2	Scope	-	-	-	-	-	-	3.38	3.63	3.53	3.94	3.99	4.13	4.10	4.13
3	Form	-	-	-	-	-	-	3.50	3.58	3.58	3.92	3.81	4.04	3.89	4.04
4	Causes	-	-	-	-	-	-	3.95	3.80	3.89	4.15	4.09	4.21	4.13	3.93
5	Damage and consequences	-	-	-	-	-	-	3.58	3.64	3.69	3.91	3.81	3.98	3.93	3.98

Table 2. Political Corruption Level, by Scope

No.	Description	2008	2009	2010	2011	2012	2013	2014	2015	2016	2017	2018	2019	2020	2021
1	Scope	-	-	-	-	-	-	3.38	3.63	3.53	3.94	3.99	4.13	4.10	4.13
2	Prevalence of political corruption	-	-	-	-	-	-	3.83	4.02	4.05	4.18	4.34	4.32	4.28	4.02
3	Changes in the level of political corruption	-	-	-	-	-	-	3.07	3.26	3.58	3.59	3.56	3.69	3.75	2.62
4	The extent of the spread of political corruption in other sectors	-	-	-	-	-	-	3.22	3.52	3.39	3.99	3.93	3.92	4.01	3.71
5	Level of corruption in certain government activities	-	-	-	-	-	-	3.36	3.64	3.47	3.93	4.17	4.37	4.34	3.34
6	Political corruption in the sector and activities	-	-	-	-	-	-	3.57	3.74	3.72	3.92	3.97	4.12	4.01	4.24

Table 3. Political Corruption Level, by Form

No.	Description	2008	2009	2010	2011	2012	2013	2014	2015	2016	2017	2018	2019	2020	2021
1	Form	-	-	-	-	-	-	3.50	3.58	3.58	3.92	3.81	4.04	3.89	4.04
2	By method of bribery	-	-	-	-	-	-	3.37	3.38	3.37	3.81	3.71	3.79	3.75	3.55
3	Forms of political corruption	-	-	-	-	-	-	3.60	3.82	3.84	4.18	4.06	4.35	4.12	3.51
4	Influence of political parties and business groups	-	-	-	-	-	-	3.31	3.40	3.44	3.88	3.74	3.96	3.81	3.80
5	Types of influence	-	-	-	-	-	-	3.71	3.62	3.64	3.94	3.96	4.12	4.03	3.75
6	Forms of bribery	-	-	-	-	-	-	3.45	3.55	3.49	3.69	3.59	3.84	3.68	3.91

Table 4. Political Corruption Level, by Causes

No.	Description	2008	2009	2010	2011	2012	2013	2014	2015	2016	2017	2018	2019	2020	2021
1	Causes	-	-	-	-	-	-	3.95	3.80	3.89	4.15	4.09	4.21	4.13	3.93
2	Factors contributing to political corruption	-	-	-	-	-	-	3.93	3.86	3.90	4.25	4.13	4.28	4.24	4.11
3	Deficiencies contributed to the level of political corruption	-	-	-	-	-	-	3.99	3.82	3.94	4.10	4.24	4.33	4.13	4.23
4	Conditions of groups	-	-	-	-	-	-	3.88	3.69	3.78	4.08	3.89	3.93	3.89	3.76

Table 1.5. Political Corruption Level, by Damages and Consequences

No.	Description	2008	2009	2010	2011	2012	2013	2014	2015	2016	2017	2018	2019	2020	2021
1	Damages and consequences	-	-	-	-	-	-	3.58	3.64	3.69	3.91	3.81	3.98	3.93	3.98
2	Damages of political corruption	-	-	-	-	-	-	3.80	3.90	4.02	4.34	4.09	4.16	4.14	4.16
3	Expenditure of funds obtained through political corruption	-	-	-	-	-	-	3.34	3.35	3.38	3.47	3.52	3.81	3.55	3.81

Results of the Children's Integrity Survey

Table 1. Number of Students Participated in the Children's Integrity Survey

No.	Description	2010	2012	2013	2014	2015	2016	2017	2018	2019	2020	2021
1	Number of students participated	800	851	800	802	1,929	-	4,053	4,297	6,576	5,469	8,080
2	Aimag	246	538	308	454	1,377	-	3,201	3,351	6,213	5,094	4,525
3	Capital city	554	313	492	348	552	-	852	946	363	375	3,555

Table 2 Children's Integrity Level, by Sex

No.	Description	2010	2012	2013	2014	2015	2016	2017	2018	2019	2020	2021
1	Children's integrity level	3.29	2.93	3.71	4.03	3.99	4.00	3.97	3.91	3.91	4.01	4.06
2	Men	3.44	3.09	3.69	3.98	3.92	3.93	3.85	3.73	3.85	3.91	3.94
3	Female	3.18	2.80	3.73	4.08	4.05	4.06	4.07	3.90	3.96	4.09	4.10

TABLE 3. Children's Integrity Level, by Class

No.	Description	2010	2012	2013	2014	2015	2016	2017	2018	2019	2020	2021
1	7th grade	2.76	2.86	3.72	4.11	4.12	4.09	4.02	4.07	3.97	-	-
2	8th grade	2.58	2.66	3.79	4.11	4.05	4.02	4.10	4.04	3.93	-	-
3	9th grade	2.73	2.77	3.75	4.07	3.93	3.99	3.98	3.97	3.93	3.98	-
4	10th grade	2.82	3.30	3.73	4.00	3.97	4.00	3.97	3.88	3.89	4.05	4.07
5	11th grade	2.68	3.96	3.61	3.92	3.92	3.93	3.84	3.74	3.91	4.07	4.02
6	12th grade	-	-	-	-	-	3.91	3.86	3.84	3.82	4.00	4.04

Table 4. Children's Integrity Level, by School Ownership

No.	Description	2010	2012	2013	2014	2015	2016	2017	2018	2019	2020	2021
1	Public	-	-	-	-	-	-	-	3.96	3.92	4.05	4.05
2	Private	-	-	-	-	-	-	-	3.81	3.77	3.86	3.93

Table 5. Children's Integrity Level, by Aimag and the Capital City

No.	Aimags and Capital City	2010	2012	2013	2014	2015	2016	2017	2018	2019	2020	2021
1	Arkhangai	-	-	-	-	4.01	3.89	3.95	3.79	3.88	3.99	4.05
2	Bayan-Ulgii	-	-	-	-	4.18	3.74	3.98	3.72	3.61	3.80	3.51
3	Bayankhongor	-	-	-	-	4.03	4.17	4.04	3.99	3.95	4.04	4.10
4	Bulgan	-	-	-	-	4.26	3.67	3.95	3.98	3.88	3.92	4.00
5	Govi-Altai	-	-	-	-	3.36	4.03	4.03	4.39	4.04	3.89	4.08
6	Govisumber	-	-	-	-	3.71	3.92	4.09	3.90	3.88	4.04	4.09
7	Darkhan-Uul	-	-	-	-	3.56	4.04	4.02	4.11	3.93	4.03	4.04
8	Dornogovi	-	-	-	-	3.99	4.22	3.70	4.14	3.95	4.08	4.03
9	Dornod	-	-	-	-	3.38	4.08	4.11	3.96	3.93	4.02	4.10
10	Dundgovi	-	-	-	-	4.26	3.79	4.26	4.19	3.93	4.07	4.13
11	Zavkhan	-	-	-	-	3.96	4.03	4.04	4.21	3.97	3.97	4.09
12	Orkhon	-	-	-	-	4.07	4.04	3.99	3.40	3.83	4.06	4.02
13	Uvurkhangai	-	-	-	-	3.65	4.16	3.72	4.06	3.91	4.05	4.01
14	Umnugovi	-	-	-	-	3.66	4.21	3.97	3.39	4.03	4.03	4.17
15	Sukhbaatar	-	-	-	-	4.13	3.69	3.96	3.92	3.90	4.08	4.10
16	Selenge	-	-	-	-	3.57	4.04	4.10	4.13	3.91	4.01	4.08
17	Tuv	-	-	-	-	3.87	3.98	3.81	4.11	3.97	3.95	4.14
18	Uvs	-	-	-	-	4.29	4.06	4.03	4.11	3.98	4.09	4.09
19	Khovd	-	-	-	-	4.08	4.10	4.00	3.97	3.94	3.98	4.03
20	Khuvsgul	-	-	-	-	4.36	4.09	4.28	4.01	3.99	4.07	4.07
21	Khentii	-	-	-	-	4.00	4.17	4.24	3.89	3.94	3.95	4.05
22	Ulaanbaatar city	-	-	-	-	4.05	3.98	3.95	3.78	3.88	4.03	4.09

Table 6. Children's Integrity Level, by Key Indicators

No.	Description	2010	2012	2013	2014	2015	2016	2017	2018	2019	2020	2021
1	A. Ethical and moral sub-indicators	3.03	2.73	3.80	4.07	4.08	4.10	4.10	4.04	4.04	4.20	4.23
2	While doing homework, children do not have to cite the sources after using sources from the internet	3.20	2.72	3.66	3.94	3.94	3.98	3.87	3.89	3.49	3.69	3.79
3	Being rich is more important than being fair	2.70	2.49	3.91	4.28	4.26	4.23	4.20	4.14	4.33	4.42	4.34
4	Instead of standing in a long line to watch a movie, I will rush straight to the front of line	3.20	2.99	3.82	3.99	4.03	4.10	4.20	4.10	4.31	4.50	4.55
5	B. Behavioral sub-indicators	2.51	2.29	3.88	4.32	4.21	4.16	4.19	4.08	4.26	4.36	4.42
6	Giving a gift to a class member to become a class leader is not wrong	2.20	1.85	3.99	4.45	4.37	4.30	4.36	4.21	4.46	4.57	4.59
7	Giving a gift to your teacher is a good way to improve your grades	2.20	1.94	4.08	4.48	4.38	4.37	4.40	4.22	4.55	4.59	4.56
8	I will report anyone who has committed a crime, bribery or corruption to the appropriate authorities	3.10	3.10	3.57	4.02	3.87	3.81	3.80	3.80	3.75	3.93	4.11
9	C. Law enforcement sub-indicators	3.54	2.85	3.83	4.04	4.02	4.06	3.96	3.93	3.54	3.74	3.76
10	It is not wrong if my good friend is copying from someone during exam	4.42	3.61	3.63	3.63	3.73	3.84	3.64	3.66	3.14	3.14	3.18
11	Civil servant may be rewarded for their public service	3.40	2.96	4.02	4.10	4.09	4.05	4.00	3.97	3.69	4.02	4.04
12	Without traffic police, I might be breaking traffic rules	2.80	1.98	3.83	4.38	4.24	4.28	4.20	4.15	3.80	4.05	4.07
13	D. Corruption intolerance sub-indicators	2.98	2.81	3.35	3.68	3.65	3.68	3.64	3.61	3.80	3.81	3.84
14	Even if the actions of adults are illegal, if it's beneficial to me then I will accept it	2.70	2.34	3.69	4.15	4.17	4.14	4.10	4.06	4.11	4.17	4.14
15	I will report anyone whose copying during exam to teacher, parent or someone whom I trust even if he/she is my good friend	3.35	3.11	2.73	3.29	2.67	2.72	2.60	2.72	2.97	2.91	3.04
16	As long as my family is rich, I don't care if my parents abuse their power or break the law	2.90	2.97	3.65	4.19	4.10	4.18	4.20	4.05	4.30	4.35	4.34

3. Results of Governmental Organization's Integrity Assessment

Table 1. Government Organization Integrity Assessment Evaluation, by Sector

No	Sector	2010	2012	2014
1	Average score of governmental organizations	2.77	3.38	3.45
2	Health care organizations	2.70	3.24	3.41
3	Educational organizations	2.88	3.54	3.51
4	Social welfare organizations	2.84	3.40	3.55
5	Social insurance organizations	2.91	3.61	3.51
6	Land service organizations	2.70	3.22	3.46
7	Tax office	2.99	3.58	3.43
8	State registration organizations	2.73	3.36	3.67
9	Customs office	2.89	3.83	3.43
10	State inspection organizations	2.80	3.32	3.33
11	Police	2.70	3.19	3.22

4. Result of Corruption Index Survey

Table 1. Corruption Index, by Aimag and Capital City

No	Aimags and Capital City	2009	2011	2013
1	Arkhangai	0.47	0.60	0.73
2	Bayan-Ulgii	0.54	0.46	0.56
3	Bayankhongor	0.58	0.58	0.59
4	Bulgan	0.66	0.66	0.69
5	Govi-Altai	0.59	0.62	0.69
6	Dornogovi	0.66	0.64	0.65
7	Dornod	0.59	0.65	0.66
8	Dundgovi	0.66	0.55	0.63
9	Zavkhan	0.64	0.63	0.46
10	Uvurkhangai	0.60	0.66	0.69
11	Umnugovi	0.55	0.53	0.63
12	Sukhbaatar	0.58	0.67	0.77
13	Selenge	0.64	0.69	0.58
14	Tuv	0.71	0.68	0.58
15	Uvs	0.54	0.54	0.64

16	Khovd	0.49	0.49	0.59
17	Khuvsgul	0.55	0.53	0.53
18	Khentii	0.56	0.68	0.68
19	Darkhan-Uul	0.60	0.52	0.64
20	Ulaanbaatar	0.60	0.58	0.55
21	Orkhon	0.49	0.56	0.61
22	Govisumber	0.67	0.58	0.61
23	Average of aimag and capital city	0.59	0.60	0.63

Table 2. Corruption Index, by Sector

Nº	Sector	2009	2011	2013
1	Sectors within the responsibilities of the Minister of Environment and Green Development	0.65	0.64	0.58
2	Sectors within the responsibilities of the Minister of Foreign Affairs	0.63	0.64	0.70
3	Sectors within the responsibilities of the Minister of Finance	0.63	0.66	0.66
4	Sectors within the responsibilities of the Minister of Justice	0.61	0.60	0.70
5	Sectors within the responsibilities of the Minister of Construction and Urban Development	-	-	0.62
6	Sectors within the responsibilities of the Minister of Defense	0.71	0.59	0.67
7	Sectors within the responsibilities of the Minister of Education and Science	0.64	0.61	0.65
8	Sectors within the responsibilities of the Minister of Road and Transportation	0.64	0.60	0.63
9	Sectors within the responsibilities of the Minister of Culture, Sports and Tourism	-	-	0.67
10	Sectors within the responsibilities of the Minister of Mining	-	-	0.68
11	Sectors within the responsibilities of the Minister of Industry and Agriculture	0.63	0.67	0.62
12	Sectors within the responsibilities of the Minister of Labor	-	-	0.72
13	Sectors within the responsibilities of the Minister of Population Development and Social Welfare	0.69	0.67	0.67
14	Sectors within the responsibilities of the Minister of Economic Development	-	-	0.68
15	Sectors within the responsibilities of the Minister of Health	0.61	0.59	0.56
16	Sectors within the responsibilities of the Minister of Energy	0.47	0.57	0.68
17	Sectors within the responsibilities of the Deputy Minister	0.63	0.59	0.66
18	Average of sector	0.63	0.62	0.66

Results of the Integrity Assessment Survey

Table 1. Integrity Level

No.	Description	2015	2016	2018	2019	2021
1	Integrity level	73.80	69.70	68.70	74.10	72.90
2	External integrity assessment	69.80	63.30	63.30	71.70	67.00
3	Internal integrity assessment	81.90	80.90	76.80	80.80	81.20
4	Assessment on policy makers	69.80	64.80	66.00	69.80	70.40

Table 2. INTEGRITY LEVEL, by organizations

No.	Description	2015	2016	2018	2019	2021
1	Integrity level	73.80	69.70	68.70	74.10	72.90
2	Ministry	72.83	69.19	68.90	73.20	72.80
3	Ministry of Defence	78.90	77.72	76.80	80.40	69.50
4	Ministry of Foreign Relations	77.23	73.54	80.20	76.70	73.70
5	Ministry of Finance	75.59	75.53	67.10	75.50	73.40
6	Ministry of Justice and Home Affairs	72.24	66.62	66.20	73.60	70.90
7	Ministry of Food, Agriculture and Light Industry	71.36	73.34	73.20	73.50	72.10
8	Ministry of Energy	75.37	69.04	64.90	73.50	79.90
9	Ministry of Construction and Urban Development	65.82	65.73	68.00	73.20	73.00
10	Ministry of Nature, Environment and Tourism	69.32	65.50	66.10	71.90	66.10
11	Ministry of Health	66.14	66.74	66.30	71.50	68.20
12	Ministry of Labor and Social Welfare	73.51	71.94	66.80	70.90	75.60
13	Ministry of Education and Science	77.15	64.03	67.10	70.60	72.20
14	Ministry of Road and Transport Development	69.04	64.47	70.30	70.40	73.60
15	Ministry of Mining and Heavy Industry	71.27	65.29	64.60	70.20	72.40
16	Ministry of Industry	72.61	-	-	-	-
17	Ministry of Population Development and Social Welfare	70.01	-	-	-	-
18	Ministry of Culture	-	-	-	-	77.80
19	Agency	75.51	70.54	70.70	75.20	73.90
20	Department of Culture and Arts	-	62.95	83.60	83.70	71.40
21	National Agency for the Development of Persons with Disabilities	-	-	83.10	82.30	72.20
22	Mongolian Immigration Agency	77.49	74.13	76.60	82.30	76.80
23	National Emergency Management Agency	77.80	73.39	70.60	81.70	69.40
24	Intellectual Property Agency	79.44	-	76.10	81.60	78.70
25	Meteorological and Environmental Research Agency	81.42	73.75	76.00	80.70	74.80
26	Department of Family, Child and Youth Development	75.67	73.82	75.50	79.30	73.30
27	General Archival Authority	75.34	77.30	66.10	79.20	76.90
28	General Department of Judicial Enforcement	78.09	71.44	80.40	78.70	75.70
29	Authority for Fair Competition and Consumer Protection	73.90	69.55	72.00	78.20	79.20

30	General Authority for State Registration	73.71	73.54	67.90	78.20	67.30
31	General Department of Social Insurance	79.67	72.38	73.70	77.80	70.50
32	General Veterinary Department	73.36	69.86	70.30	76.70	67.80
33	Department of Land Management, Geodesy and Cartography	73.09	66.96	74.20	75.10	74.30
34	General Department of Labor and Welfare	76.86	72.14	70.40	75.00	78.30
35	National Police Agency	77.07	61.99	69.20	74.60	73.40
36	Department of Communications and Information Technology	79.00	74.13	72.60	73.90	67.90
37	Department of Minerals and Petroleum	68.19	64.85	65.90	73.90	67.70
38	General Agency for Policy Coordination on State Property	77.28	71.24	72.90	73.00	79.50
39	Professional Inspection Agency	67.27	70.46	65.90	72.40	71.50
40	Department of Standards and Metrology	79.22	74.11	68.20	70.30	77.10
41	General Department of Taxation	69.21	70.73	63.40	70.10	70.40
42	General Department of Health Insurance	-	-	66.90	69.50	74.80
43	Civil Aviation Authority	72.26	71.55	68.90	66.00	69.70
44	National Development Agency	76.45	75.25	76.40	65.70	81.40
45	Physical Culture and Sports Authority	-	61.41	62.70	65.00	73.20
46	General Department of Customs	68.89	65.92	67.70	64.80	68.20
47	Department of Petroleum	77.61	-	-	-	-
48	General Takhar Authority	79.33	-	-	-	-
49	Public Procurement Agency	-	-	-	-	72.60
50	Water Agency	-	-	-	-	77.10
51	National Geological Survey	-	-	-	-	75.40
52	Small and Medium Enterprises Agency	-	-	-	-	79.90
53	Drug and Medical Devices Inspection and Regulation Agency	-	-	-	-	79.30
54	Governor's Office	72.95	69.04	66.10	73.20	71.40
55	Zavkhan Province Governor's Office	66.18	67.38	83.20	81.10	68.20
56	Tuv Province Governor's Office	71.27	66.95	63.90	77.30	74.50
57	Uvurkhangai Province Governor's Office	72.58	75.25	61.40	77.20	78.40
58	Selenge Province Governor's Office	73.63	77.69	71.70	77.00	76.30
59	Orkhon Province Governor's Office	72.23	68.69	57.80	76.60	76.50
60	Darkhan-Uul Province Governor's Office	70.89	69.85	72.00	76.60	74.60
61	Dornogovi Province Governor's Office	81.29	64.02	70.90	75.90	68.00
62	Dornod Province Governor's Office	71.35	70.53	69.00	75.70	71.40
63	Khentii Province Governor's Office	70.80	71.54	66.80	75.60	81.10
64	Bulgan Province Governor's Office	75.31	68.18	68.10	75.10	71.50
65	Arkhangai Province Governor's Office	72.24	67.50	62.50	73.10	68.00
66	Uvs Province Governor's Office	79.44	71.87	74.00	72.40	77.80
67	Govisumber Province Governor's Office	78.53	64.53	67.20	72.00	68.80
68	Khuvsgul Province Governor's Office	78.97	68.61	64.70	71.80	59.00
69	Bayankhongor Province Governor's Office	72.99	67.80	66.70	71.30	68.80
70	Capital City Governor's Office	72.76	71.27	67.70	71.20	72.00
71	Dundgovi Province Governor's Office	66.58	66.31	55.50	69.80	72.80
72	Sukhbaatar Province Governor's Office	77.14	74.86	68.30	69.80	72.90
73	Umnugovi Province Governor's Office	67.57	66.15	67.90	68.70	68.40
74	Govi-Altai Province Governor's Office	76.26	68.47	59.30	68.30	72.40
75	Bayan-Ulgii Province Governor's Office	65.48	64.20	55.60	67.70	61.80
76	Khovd Province Governor's Office	71.33	67.13	61.20	66.70	67.30

TABLE 3. EXTERNAL INTEGRITY LEVEL, by organizations

No.	Description	2015	2016	2018	2019	2021
1	External Integrity Level	69.80	63.30	63.30	71.60	67.00
2	Ministry	68.29	63.67	65.11	68.10	67.60
3	Ministry of Nature, Environment and Tourism	63.30	59.61	59.77	72.00	59.70
4	Ministry of Defence	76.44	73.81	85.92	76.80	60.20
5	Ministry of Foreign Relations	69.60	63.30	80.22	66.80	67.20
6	Ministry of Finance	71.76	72.65	59.08	75.00	36.10
7	Ministry of Justice and Home Affairs	58.78	50.74	54.19	64.80	68.40
8	Ministry of Labor and Social Welfare	71.25	69.42	53.65	67.40	69.90
9	Ministry of Construction and Urban Development	70.61	52.62	58.61	70.50	67.20
10	Ministry of Education and Science	70.06	53.00	59.69	55.20	72.40
11	Ministry of Road and Transport Development	68.66	60.36	67.53	58.50	56.10
12	Ministry of Mining and Heavy Industry	65.46	65.38	59.08	67.50	73.70
13	Ministry of Food, Agriculture and Light Industry	67.78	78.51	84.48	73.70	71.70
14	Ministry of Energy	71.62	61.91	60.64	69.00	81.20
15	Ministry of Health	68.53	66.46	63.54	68.80	62.80
16	Ministry of Industry	59.10	-	-	-	-
17	Ministry of Population Development and Social Welfare	62.41	-	-	-	-
18	Ministry of Culture	-	-	-	-	73.50
19	Agency	71.36	65.42	64.65	72.90	66.50
20	General Agency for Policy Coordination on State Property	71.29	76.39	62.49	69.90	79.70
21	Professional Inspection Agency	62.18	61.75	61.80	66.60	62.40
22	National Emergency Management Agency	76.13	63.66	52.25	81.00	61.90
23	Authority for Fair Competition and Consumer Protection	75.08	60.12	53.47	74.00	69.50
24	Department of Standards and Metrology	76.84	69.94	64.43	75.10	69.20
25	General Department of Customs	53.86	61.91	56.75	60.10	52.90
26	General Department of Taxation	64.22	68.81	53.82	68.80	60.20

27	National Police Agency	76.53	52.85	49.26	62.80	53.80
28	General Authority for State Registration	65.70	62.55	60.21	75.30	46.40
29	General Archival Authority	75.27	81.81	57.16	82.10	73.60
30	General Department of Judicial Enforcement	74.31	71.02	84.61	65.70	64.90
31	Mongolian Immigration Agency	73.73	73.46	75.88	80.10	73.30
32	General Department of Social Insurance	68.42	63.70	69.02	73.10	54.60
33	General Department of Labor and Welfare	70.50	58.65	77.21	78.10	71.70
34	Department of Family, Child and Youth Development	75.82	71.42	73.01	81.30	61.10
35	Department of Land Management, Geodesy and Cartography	62.59	52.41	-	60.70	53.40
36	Physical Culture and Sports Authority	-	66.46	55.61	66.30	69.30
37	Department of Culture and Arts	-	69.89	-	76.80	77.90
38	Department of Minerals and Petroleum	64.26	53.82	63.60	71.40	61.80
39	General Veterinary Department	77.89	69.93	67.64	75.90	59.00
40	General Department of Health Insurance	-	-	59.41	70.90	68.00
41	Intellectual Property Agency	77.89	-	81.56	81.40	71.80
42	National Agency for the Development of Persons with Disabilities	-	-	78.40	79.60	75.60
43	Department of Communications and Information Technology	76.54	68.30	-	-	59.10
44	National Development Agency	67.14			-	76.70
45	Meteorological and Environmental Research Agency	74.38	60.39	-	-	-
46	Department of Petroleum	78.39				-
47	General Takhar Authority	73.63				-
48	Public Procurement Agency	-	-	-	-	61.00
49	Water Agency	-	-	-	-	79.00
50	National Geological Survey	-	-	-	-	69.90
51	Small and Medium Enterprises Agency	-	-	-	-	79.70
52	Drug and Medical Devices Inspection and Regulation Agency	-	-	-	-	72.60
53	Governor's Office	69.58	60.92	60.65	72.40	64.70
54	Arkhangai Province Governor's Office	67.47	66.94	57.25	75.40	68.00

55	Bayan-Ulgii Province Governor's Office	67.35	63.92	59.04	66.90	61.30
56	Bayankhongor Province Governor's Office	66.98	55.27	63.86	69.20	62.90
57	Bulgan Province Governor's Office	73.54	58.54	54.72	75.70	73.80
58	Govi-Altai Province Governor's Office	77.68	54.29	47.75	73.40	60.80
59	Govisumber Province Governor's Office	76.54	51.29	54.12	73.90	62.50
60	Darkhan-Uul Province Governor's Office	69.39	51.35	65.61	72.50	69.50
61	Dornogovi Province Governor's Office	81.90	59.29	61.69	75.80	60.20
62	Dornod Province Governor's Office	69.61	58.40	65.30	73.40	52.60
63	Dundgovi Province Governor's Office	65.44	60.51	51.19	72.10	72.50
64	Zavkhan Province Governor's Office	58.52	62.23	89.96	77.70	66.50
65	Orkhon Province Governor's Office	61.47	57.49	44.94	76.30	79.60
66	Uvurkhangai Province Governor's Office	69.16	70.01	52.67	78.20	70.90
67	Umnugovi Province Governor's Office	68.28	53.69	61.39	73.20	62.00
68	Sukhbaatar Province Governor's Office	72.70	66.25	72.62	70.90	72.30
69	Selenge Province Governor's Office	66.59	65.55	66.54	74.50	71.00
70	Tuv Province Governor's Office	73.93	60.56	59.62	77.00	71.60
71	Uvs Province Governor's Office	78.32	69.07	78.14	69.60	84.40
72	Khovd Province Governor's Office	68.18	57.28	54.86	66.20	67.30
73	Khuvsgul Province Governor's Office	77.75	60.77	62.61	66.50	50.80
74	Khentii Province Governor's Office	62.30	76.46	51.74	70.30	73.90
75	Capital City Governor's Office	57.76	61.07	58.62	63.60	69.00

TABLE 4. INTERNAL INTEGRITY LEVEL, by organization

No.	Description	2015	2016	2018	2019	2021
1	Internal integrity level	81.90	80.90	76.80	80.80	81.20
2	Ministry	82.86	81.26	76.66	82.00	80.00
3	Ministry of Nature, Environment and Tourism	80.48	75.00	73.87	79.50	73.00
4	Ministry of Defence	81.18	81.43	76.47	85.70	87.50
5	Ministry of Foreign Relations	84.81	86.64	83.03	85.10	79.30

6	Ministry of Finance	82.69	86.32	81.08	86.60	86.60
7	Ministry of Justice and Home Affairs	85.27	83.23	78.44	85.50	77.20
8	Ministry of Labor and Social Welfare	86.42	80.45	78.03	79.80	79.40
9	Ministry of Construction and Urban Development	73.56	81.98	83.07	84.10	82.90
10	Ministry of Education and Science	87.11	82.68	77.89	82.90	73.00
11	Ministry of Road and Transport Development	77.74	82.91	74.24	84.00	84.50
12	Ministry of Mining and Heavy Industry	80.60	77.37	75.10	76.50	74.80
13	Ministry of Food, Agriculture and Light Industry	85.83	79.82	72.26	76.50	77.60
14	Ministry of Energy	84.79	82.79	75.54	82.70	84.60
15	Ministry of Health	77.30	75.80	67.53	76.90	78.10
16	Ministry of Industry	81.29	-	-	-	-
17	Ministry of Population Development and Social Welfare	86.70	-	-	-	-
18	Ministry of Culture	-	-	-	-	82.00
19	Agency	82.63	81.14	77.47	80.70	81.90
20	Department of Communications and Information Technology	85.84	83.59	80.21	77.40	79.40
21	National Development Agency	85.68	85.97	75.40	69.80	89.70
22	General Agency for Policy Coordination on State Property	83.30	78.40	82.07	79.20	83.50
23	Professional Inspection Agency	83.40	84.77	79.17	80.90	80.00
24	National Emergency Management Agency	82.60	80.20	80.63	87.10	84.40
25	Authority for Fair Competition and Consumer Protection	77.23	81.95	85.36	84.30	87.20
26	Department of Standards and Metrology	83.07	80.55	76.61	71.00	85.40
27	Meteorological and Environmental Research Agency	86.06	83.89	74.61	85.00	85.00
28	General Department of Customs	81.20	81.01	77.99	84.00	82.00
29	General Department of Taxation	78.30	82.79	76.40	79.10	81.10
30	National Police Agency	84.28	81.83	79.78	82.70	88.80
31	General Authority for State Registration	85.34	84.06	75.79	83.10	80.60
32	General Archival Authority	74.01	81.60	69.62	79.20	84.40
33	General Department of Judicial Enforcement	86.63	85.66	82.38	87.20	85.30

34	Mongolian Immigration Agency	83.95	84.57	81.66	85.70	81.50
35	General Department of Social Insurance	93.28	85.61	79.94	84.70	86.50
36	General Department of Labor and Welfare	90.13	85.56	75.07	80.20	81.10
37	Department of Family, Child and Youth Development	76.08	84.31	81.99	76.50	79.20
38	Department of Land Management, Geodesy and Cartography	81.56	85.21	82.60	85.70	85.70
39	Physical Culture and Sports Authority	-	60.93	63.94	60.50	77.60
40	Department of Culture and Arts	-	-	84.83	86.90	62.60
41	Civil Aviation Authority	74.19	76.94	66.26	73.40	78.30
42	Department of Minerals and Petroleum	80.94	77.39	71.14	84.60	71.20
43	General Veterinary Department	73.18	69.50	73.46	-	72.40
44	Intellectual Property Agency	84.39	-	72.54	-	87.40
45	Department of Petroleum	87.89	-	-	-	-
46	General Takhar Authority	83.18	-	-	-	-
47	General Department of Health Insurance	-	-	77.97	-	85.80
48	National Agency for the Development of Persons with Disabilities	-	-	84.31	-	71.40
49	Public Procurement Agency	-	-	-	-	79.30
50	Water Agency	-	-	-	-	84.50
51	National Geological Survey	-	-	-	-	85.10
52	Small and Medium Enterprises Agency	-	-	-	-	88.00
53	Drug and Medical Devices Inspection and Regulation Agency	-	-	-	-	87.80
54	Governor's Office	80.67	80.39	76.00	80.20	80.80
55	Arkhangai Province Governor's Office	79.29	82.31	80.86	82.10	76.00
56	Bayan-Ulgii Province Governor's Office	70.25	67.32	60.94	77.60	69.60
57	Bayankhongor Province Governor's Office	79.91	77.27	74.18	75.80	81.70
58	Bulgan Province Governor's Office	81.58	77.89	83.05	84.10	80.80
59	Govi-Altai Province Governor's Office	82.53	83.47	68.55	78.00	87.60
60	Govisumber Province Governor's Office	85.28	81.70	84.10	80.80	82.00
61	Darkhan-Uul Province Governor's Office	79.45	80.19	76.25	81.00	84.90

62	Dornogovi Province Governor's Office	86.06	78.47	75.46	82.80	83.00
63	Dornod Province Governor's Office	84.44	84.00	67.42	81.00	85.20
64	Dundgovi Province Governor's Office	69.21	78.09	69.49	79.90	82.10
65	Zavkhan Province Governor's Office	73.16	74.47	80.30	85.50	70.40
66	Orkhon Province Governor's Office	83.51	82.76	69.43	85.10	79.80
67	Uvurkhangai Province Governor's Office	85.45	86.76	78.71	85.50	85.20
68	Umnugovi Province Governor's Office	77.76	81.40	81.17	77.00	77.60
69	Sukhbaatar Province Governor's Office	85.20	87.13	71.94	74.60	83.30
70	Selenge Province Governor's Office	79.35	85.23	79.66	82.30	82.80
71	Tuv Province Governor's Office	77.29	78.74	78.08	81.90	80.00
72	Uvs Province Governor's Office	81.39	83.63	82.52	79.90	81.60
73	Khovd Province Governor's Office	79.30	73.61	67.71	72.70	84.00
74	Khuvsgul Province Governor's Office	88.04	83.57	78.59	79.90	72.40
75	Khentii Province Governor's Office	82.30	79.36	82.49	84.30	89.80
76	Capital City Governor's Office	83.93	81.21	81.11	72.70	78.40

TABLE 5. Assessment on Policy Makers, by organization

No.	Description	2015	2016	2018	2019	2021
1	Assessment on Policy Maker	69.80	64.80	66.00	69.80	70.40
2	Ministry	67.35	62.63	65.08	69.60	70.60
3	Ministry of Nature, Environment and Tourism	64.17	61.88	63.18	64.30	65.70
4	Ministry of Defence	79.09	77.91	67.31	78.70	60.80
5	Ministry of Foreign Relations	77.29	70.68	76.57	78.40	74.70
6	Ministry of Finance	72.32	67.62	60.84	64.80	70.40
7	Ministry of Justice and Home Affairs	72.69	65.89	64.49	70.60	67.30
8	Ministry of Labor and Social Welfare	62.86	65.96	67.77	65.50	77.50
9	Ministry of Construction and Urban Development	53.27	62.59	60.34	65.20	68.90
10	Ministry of Education and Science	74.28	56.40	63.06	73.80	71.40
11	Ministry of Road and Transport Development	60.72	50.15	68.43	68.90	80.30

12	Ministry of Mining and Heavy Industry	67.76	53.12	59.75	66.50	68.60
13	Ministry of Food, Agriculture and Light Industry	60.47	61.67	63.70	70.40	66.90
14	Ministry of Energy	69.70	62.40	61.65	68.70	73.90
15	Ministry of Health	52.60	57.96	68.91	68.90	63.70
16	Ministry of Industry	77.42	-	-	-	-
17	Ministry of Population Development and Social Welfare	60.92	-	-	-	-
18	Ministry of Culture	-	-	-	-	77.90
19	Agency	72.49	65.14	69.97	72.10	73.40
20	Professional Inspection Agency	56.24	64.86	56.60	69.70	72.00
21	National Emergency Management Agency	74.69	76.31	79.39	77.00	61.90
22	Authority for Fair Competition and Consumer Protection	69.39	66.58	74.78	76.40	81.10
23	Department of Standards and Metrology	77.75	71.83	62.55	64.70	76.50
24	Meteorological and Environmental Research Agency	83.83	76.98	75.51	76.40	73.60
25	General Department of Customs	71.62	54.83	67.38	50.20	69.60
26	General Department of Taxation	65.11	60.59	59.54	62.30	69.60
27	National Police Agency	70.40	51.31	77.60	78.20	77.60
28	General Authority for State Registration	70.09	74.00	67.35	76.10	74.90
29	General Archival Authority	76.74	68.47	70.11	76.30	72.70
30	General Department of Judicial Enforcement	73.33	57.65	74.19	83.30	77.00
31	Mongolian Immigration Agency	74.79	64.35	73.28	81.00	75.50
32	General Department of Social Insurance	77.32	67.83	72.32	75.50	70.30
33	General Department of Labor and Welfare	69.95	72.20	59.42	66.70	82.10
34	Department of Family, Child and Youth Development	75.13	65.74	70.29	80.10	79.60
35	Department of Land Management, Geodesy and Cartography	75.11	63.26	63.41	79.00	83.70
36	Physical Culture and Sports Authority	-	56.86	67.63	68.00	72.90
37	Department of Culture and Arts	-	56.00	80.31	87.40	73.80
38	Civil Aviation Authority	70.33	66.16	70.21	58.70	59.50
39	Department of Minerals and Petroleum	59.36	63.35	63.24	65.60	70.20
40	General Veterinary Department	69.01	70.15	68.50	72.70	72.00

41	General Department of Health Insurance	-	-	62.90	57.80	70.70
42	Intellectual Property Agency	76.05	-	73.97	78.00	76.90
43	National Agency for the Development of Persons with Disabilities	-	-	84.27	82.70	69.60
44	Department of Communications and Information Technology	74.63	70.49	62.87	-	65.20
45	National Development Agency	76.53	64.53	75.68	-	77.80
46	General Agency for Policy Coordination on State Property	77.25	58.93	75.76	-	75.30
47	Department of Petroleum	66.55	-	-	-	-
48	General Takhar Authority	81.18	-	-	-	-
49	Public Procurement Agency	-	-	-	-	77.64
50	Water Agency	-	-	-	-	67.71
51	National Geological Survey	-	-	-	-	71.19
52	Small and Medium Enterprises Agency	-	-	-	-	71.80
53	Drug and Medical Devices Inspection and Regulation Agency	-	-	-	-	77.57
54	Governor's Office	68.59	65.80	61.80	67.10	65.90
55	Arkhangai Province Governor's Office	69.96	53.25	49.92	62.00	60.00
56	Bayan-Ulgii Province Governor's Office	58.83	61.35	47.21	58.70	54.50
57	Bayankhongor Province Governor's Office	72.08	70.86	63.47	68.00	61.80
58	Bulgan Province Governor's Office	70.81	68.10	66.79	65.50	59.90
59	Govi-Altai Province Governor's Office	68.57	67.67	61.01	53.60	68.80
60	Govisumber Province Governor's Office	73.78	60.61	62.02	61.40	61.90
61	Darkhan-Uul Province Governor's Office	63.84	78.00	73.70	76.40	69.60
62	Dornogovi Province Governor's Office	75.92	54.30	75.29	69.10	60.80
63	Dornod Province Governor's Office	59.99	69.20	73.64	72.70	76.50
64	Dundgovi Province Governor's Office	65.08	60.32	47.02	57.50	63.80
65	Zavkhan Province Governor's Office	66.85	65.45	78.22	80.20	67.70
66	Orkhon Province Governor's Office	71.71	65.83	59.04	68.50	70.20
67	Uvurkhangai Province Governor's Office	63.11	68.97	53.79	67.90	79.00
68	Umnugovi Province Governor's Office	56.65	63.35	61.93	56.00	65.50

69	Sukhbaatar Province Governor's Office	73.52	71.21	60.25	64.00	63.20
70	Selenge Province Governor's Office	74.95	82.28	68.31	74.30	75.10
71	Tuv Province Governor's Office	62.60	61.56	53.22	73.10	71.90
72	Uvs Province Governor's Office	78.62	62.90	61.22	67.70	67.40
73	Khovd Province Governor's Office	66.50	70.51	61.40	61.10	50.60
74	Khuvsgul Province Governor's Office	71.11	61.48	53.01	68.90	53.70
75	Khentii Province Governor's Office	67.80	58.81	65.35	72.10	79.60
76	Capital City Governor's Office	76.60	71.53	63.69	77.10	68.60

6. Corruption Risk Assessment

Table 6.1. Number of Organizations Assessed in the Corruption Risk Assessment

No.	Description	2018	2019	2020	2021
1	Total number of organizations assessed	24	15	10	7
2	Ministry	10	-	-	-
3	Agency	14	-	7	4
4	State owned enterprise	-	15	1	1
5	Governor's Office	-	-	1	-
6	Government special fund	-	-	1	2

TABLE 1. NUMBER OF PUBLICATIONS ON “JUSTICE” MAGAZINE, by departments

No.	Date	Research title	Scope	Participants	Number of participants
1	2008	Assessment on the General state of corruption	21 aimags and the Capital city	Citizens, entrepreneurs and civil servants	2990
2	2009	“Student Youth Integrity level” assessment	University	Students	5593
3	2018	Assessment on determining the perceptions of disabled people about corruption	6 districts of Ulaanbaatar city	People with disabilities	300
4	2019	Ethical surveillance in the higher education sector	University of Internal Affairs, National University of Medical Sciences, University of Education	Students, teachers and staff	952
5	2019	Assessment on determining the perceptions of disabled people about corruption	6 districts of Ulaanbaatar city	People with disabilities	355
6	2020	Assessment on Anti-Corruption measures	21 aimags and the Capital city	Civil servants	4800
7	2021	Нийслэлийн хүн амын амьжиргааны доод түвшнээс доогуур орлоготой өрхийн иргэдийн авлигын талаарх ойлголт, хандлагыг тодорхойлох судалгаа	6 districts of Ulaanbaatar city	People with incomes below the subsistence level	619

Table 1. Number of Publications of the Journal “Justice”, by Departments

Д/д	Description	2009	2010	2011	2012	2013	2014	2015	2016	2017	2018	2019	2020	2021
1	Number of issues of the journal	1	4	4	-	-	3	-	-	1	1	3	2	2
2	Number of articles published on the journal	10	43	39	-	-	22	-	-	19	9	28	23	19
3	Administration Department	-	2	-	-	-	-	-	-	1	2	1	-	3
4	Investigation Department	-	-	1	-	-	-	-	-	-	2	2	10	5
5	Inspection and Analysis Department	-	-	-	-	-	-	-	-	-	-	-	-	2
6	Prevention and Public Awareness Department	-	-	-	-	-	-	-	-	-	-	-	4	1
7	Operations Department	-	-	-	-	-	-	-	-	-	-	-	-	-
8	Research and Analysis Division	-	6	6	-	-	4	-	-	-	1	2	4	5
9	Other organizations	10	35	32	-	-	18	-	-	18	4	21	3	5

